



Humanities Faculty

How you can maximise your potential in History; Geography; French and German




Make sure you have revision materials for the relevant subject.

Practise exam questions - revise the topic in the question first then allow yourself the time you'll have in the exam to answer it e.g. 4 marks = 5 minutes



Follow step x step guides provided by your teachers


Use the structure for answers suggested by teachers; how to start each answer e.g. One reason...; One key feature...; Source B is partially useful... etc.



Attend revision sessions - ask what the focus is beforehand/agree a focus

Get into the habit of underlining words in the questions; use WFTQ in your answers; read your answers, ensure you link them to the question.

Ensure your work in class is completed and as detailed as possible to aide your revision



For languages, practise speaking and listening as often as possible

Use the teachers in the faculty. They will mark additional exam answers; put on focussed revision sessions and do all they can to help you maximise your potential.

<https://drive.google.com/drive/folders/16C3ZSdMz3urTwD22GVOZiDxpAakZit6C?usp=sharing>

Step x Step guide to answering: How useful are sources B and C for an enquiry into.....

How useful...8 mas

1. State how useful : very/partially/somewhat

2. Prove it: quote the source – make sure the quote is relevant to the enquiry

3. Make a relevant inference – make sure it is supported by the quote used

4. Add relevant own knowledge – relevant to the enquiry

5. Comment on how NOP effects utility – nature; origin; purpose

6. Comment on limitations if they are obvious e.g. biased; short extract etc.

7. Repeat the same process for Source C in a new paragraph