
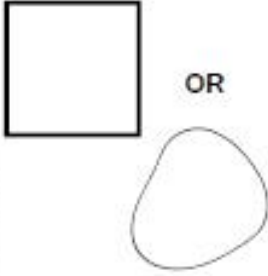











GETTING TO KNOW YOU

All you need is a blank piece of paper and a pen/pencil to begin with and then follow the instructions below...

<p>How old are you? Draw that many STRAIGHT lines across your paper. Any direction, edge to edge. They can cross!</p>		<p>If you have ever gone to summer camp, draw a SQUARE OR a BLOB</p>	
<p>Draw a CURVED Line if you have a brother or sister. If you don't have either, draw a DOTTED line.</p>		<p>Can you sing or dance? If so, put your marker/pencil on your paper, close your eyes and move your hand around a bit to make a mystery line.</p>	
<p>If you have a pet, draw a DASHED line.</p>		<p>Do you like bugs? Draw a SPIRAL or SQUIGGLE.</p>	
<p>Do you have a secret talent? Draw a ZIG ZAG line.</p>		<p>If you like to read, make between 4 and 10 DOTS on your paper.</p>	
<p>Do you like pizza? Draw a big TRIANGLE.</p>		<p>Do you love art class? If so, make a WAVY line.</p>	

Top tip: Try to have your lines touch the edge of the paper or touch another line.

Here are some finished examples to help you...



...and when you have finished you might want to add some colour to make your artwork really special!

