

How do I revise effectively for History?

For each topic write your own 20 question questionnaire and use it to recall key information.

you could also do this with a friend and swap questionnaires.

Make timelines drawing important dates and key events.

doing this gives you a good overview of the period.

HOW TO REVISE history...

Ensure you are able to link topics together. know how one event lead to another.

This will get you more marks in an exam. → make flowdiagrams to achieve this.

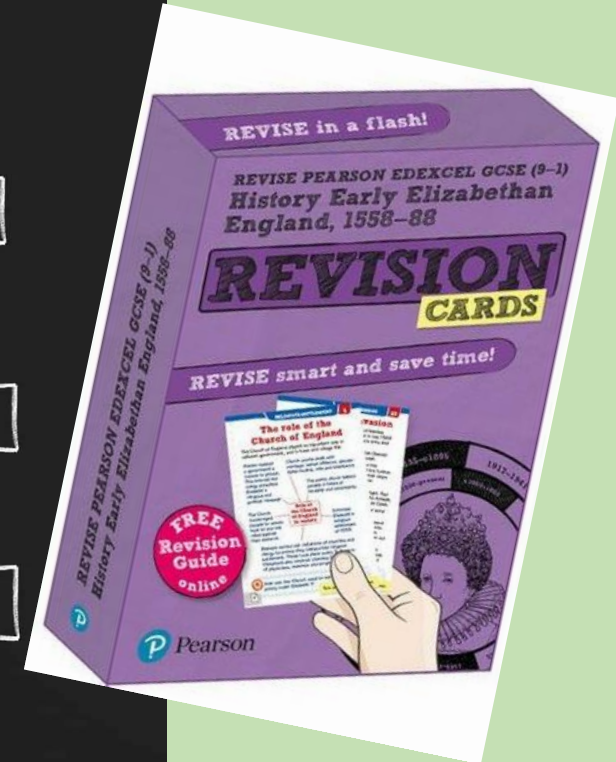
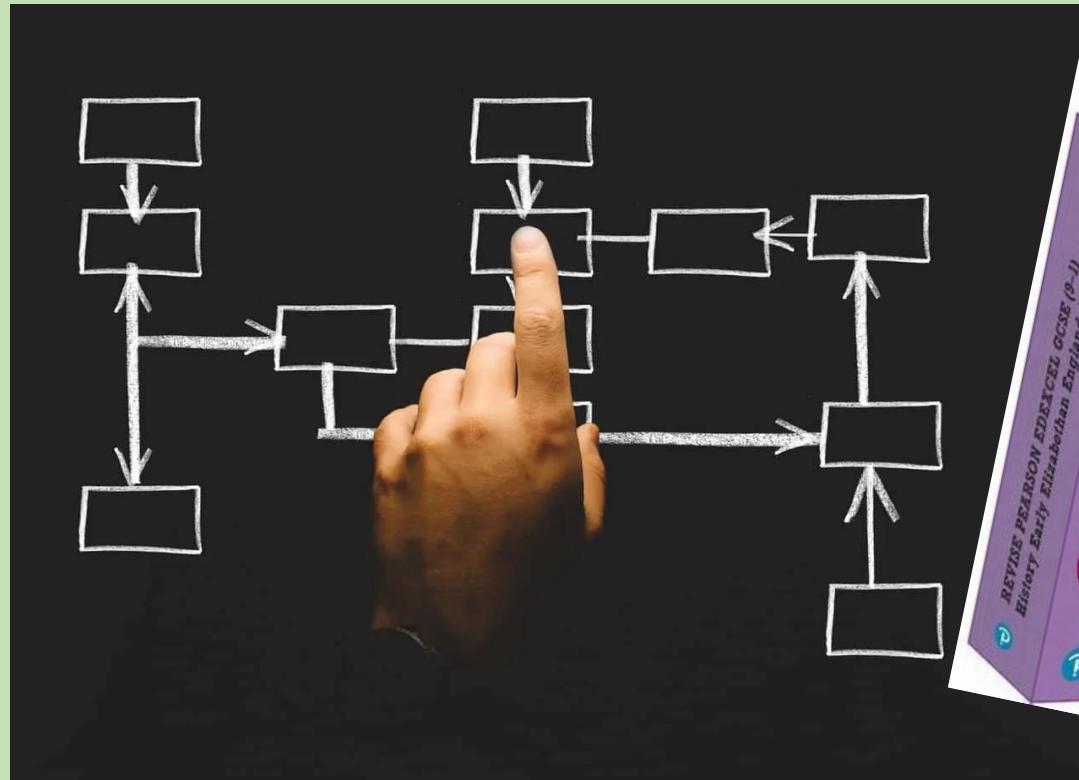
do these under timed conditions.

Practice questions are the best way of understanding what the examiner is looking for.


Use revision guides

Historical events can be overwhelmingly filled with information. try and summarise events and periods to make it simpler.

Do this by watching summary videos or making timelines.



[Free Audio-book Download]
Twice the results in half the time with 'Unlimited Memory'
StudyingTV.com






It is easy to fool yourself into thinking you are doing effective revision in subjects like History.

Avoid spending too much time on making revision resources appear 'perfect' or on making resources that you don't have enough time to use effectively!

Three common revision techniques that are **LEAST** effective in helping you revise are:

- Highlighting texts
- Re-reading
- Summarising text



So, what should I do instead?

Practice Exam Questions

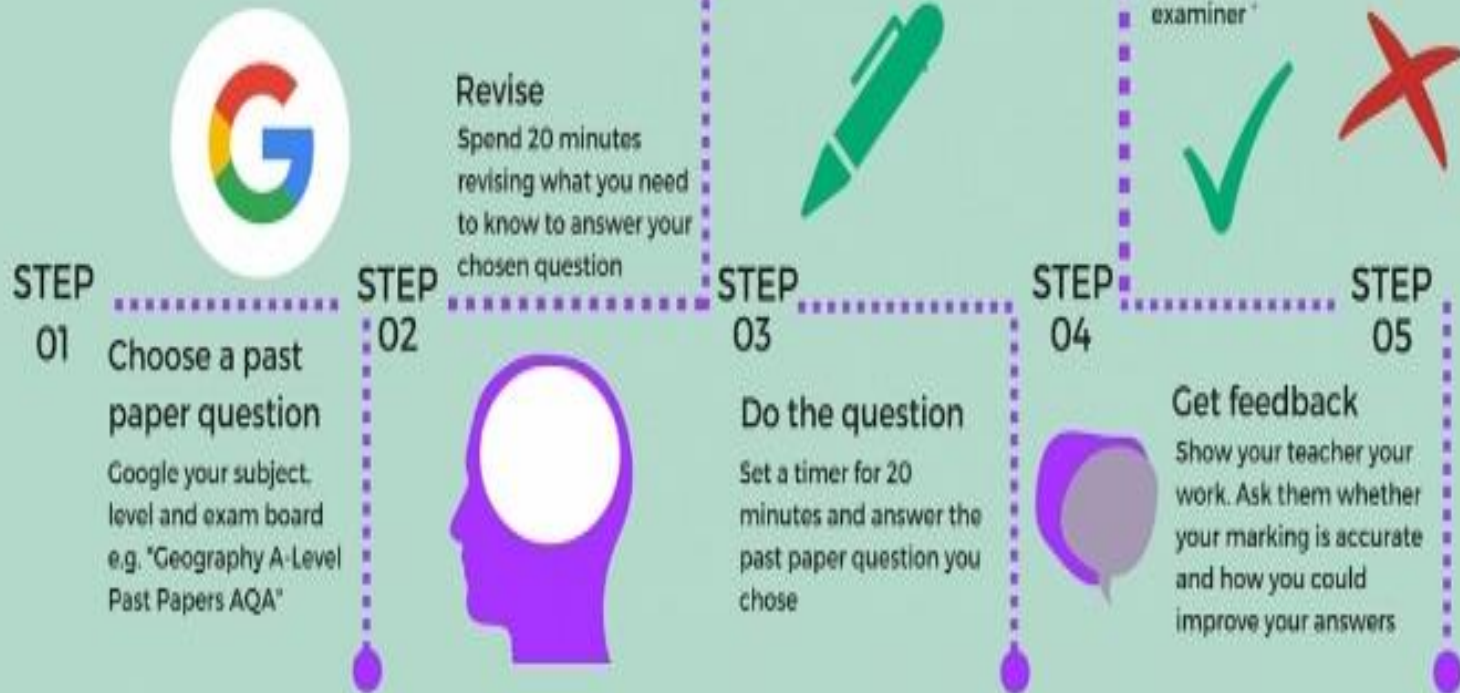
- This is by far the most common mistake students make – they focus on the subjects
- You need to revise the material, not just the test, from exam skills
- Whenever you read a question – has the knowledge to answer an exam question or just your argument?
- Complete practice questions and **handwrite** your answers
- **16m exam questions** are where students drop the most marks – make these a real focus of your revision

**STUDY THE
TEST, NOT JUST
THE MATERIAL!**



THE POWER HOUR

Revision ⌚ POWER HOUR



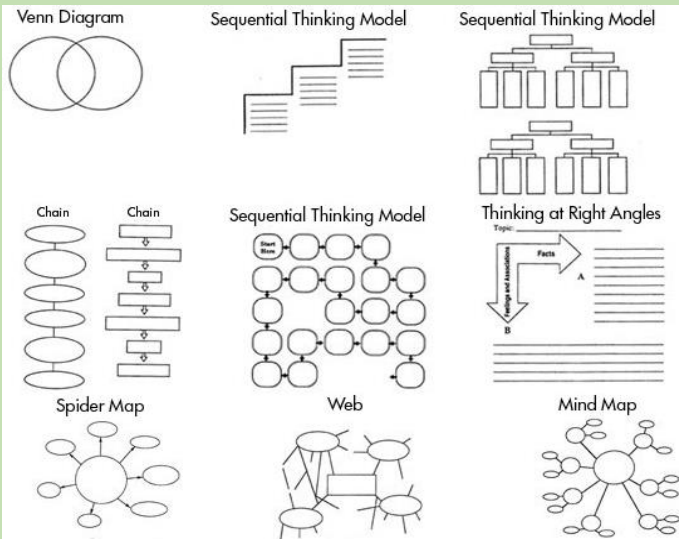
Benefits

- Time effective and achievable
- Facilitates focused revision
- Incorporates content and exam skills
- Improves exam stamina
- Allows you to check your understanding of the demands of the exam
- Boost your confidence with teacher feedback

What else should I be doing?

PIXL Independence – Revision work booklets

- Range of activities designed to support knowledge retrieval and exam skills
- Booklets available for Medicine, Elizabeth and Cold War
- Available on the **Revision Zone** – printed copies are also accessible



Transform it!

- Graphic organisers are a great way of ‘**transforming**’ your notes/ information into **visual** revision resources.
- They can be used to **create links**, show a **narrative**, identify the **causes/ consequences** and **importance** of something – all of these are key skills in Paper 2

What else should I be doing?

The Big Picture

The best way to aid your understanding of history is to make sure you are confident with the **big 'overview' story** before you begin revising individual topics.

1. Create a **timeline** to identify the key events in a topic and colour code the themes.

E.g. Anglo Spanish relations, threats to Elizabeth, 2nd Cold War in 1980s

2. **Mapping out what you can remember** about a topic before you start

E.g. the **treatment** of disease through time or the Weimar Republic 1919-1929



THE
BIG
PICTURE

Remember the basics!

A little and often...

Simply, make sure you eat, sleep and take time out!

Revision is most effective when it is **frequent and focused** – and when you are prepared and able to do it well.

Resources to support...

Revision guides, practice exam questions and PIXL Independence booklets have been printed and are available in History classrooms – also on the Revision Zone



Limit distractions



Find a nice space to revise in



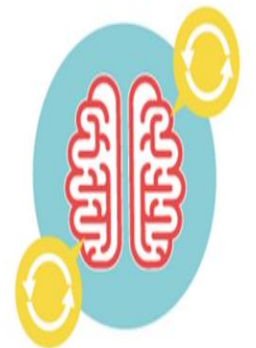
The more you put in the more you get out!



Create and use a revision planner



Set an alarm and start early!



Revise, Repeat, Remember