

How do I register my child's account?

Important:

To allow you to use the school Online Payment website you **must** have 'cookies' enabled. The following website gives instructions on how to enable cookies in your web browser: <http://www.google.com/cookies.html>

You **do not** need to register your child's account if you already have a Tucasi online payments account for a child at this or any other school. Please refer to "How do I link my children to my existing account" section below.

1. Using the letter sent by the school load the scopay website
Select **Register as a new user**


Login

Need help?

[Quick reference guide - Account activation process](#)
[Video guide - Account activation process](#)

2. Enter your email and password details.
Enter the link code provided in the letter
Now enter your billing details and click **Confirm**

Note: Online link code is for **one time use only**. It is no longer needed once the account has been activated.



The screenshot shows the registration page with the following sections:

- Your login information:** Includes fields for Email, Confirm new email, Password, Confirm password, Title, First name, Last name, and Online link code. A red box highlights the "Confirm" button at the bottom of this section.
- Your billing address:** Includes fields for Address 1, Address 2, Town/city, County/state/province, Postcode, and Country (set to United Kingdom). A red box highlights the "Confirm" button at the bottom of this section.

You will receive an email with an activation link
(this may go directly to your spam/junk email)

How do I link my children to my existing account?

1. Select **Your info** and **Link accounts**
Enter the link code for your other child/ren
in **Online link code** and click **Link
account**

2. Using the drop down you can
see all your children and move
between their different accounts

Link accounts

Please enter the link code of the account to which you would like to create a link. Once this is complete, you will be able to access the details of each associated account.

[What is a link code?](#)

Online link code:

[Link account](#)

Your basket
Your basket is empty.

Account balances

After School Club	£0.00
Breakfast Club	£0.00
Cafeteria account	£0.00
Dinner money	£2.00

How do I update my billing address details?

1. Select **Your info**
and **Address**

2. Update your
details and click
Update address

Address

Modify your address with the following form.

Your billing address

Title	Mr
First name	Bob
Last name	Ackroyd Smith
Street	123 Street
Town/city	Town
County/state/province	County
Postcode	AB1 2CD
Country	United Kingdom

[Update address](#)

Your basket
Your basket is empty.

Account balances

After School Club	£0.00
Breakfast Club	£0.00
Cafeteria account	£0.00
Dinner money	£2.00
General pre-payment account	£0.00
Out of School Care	£0.00

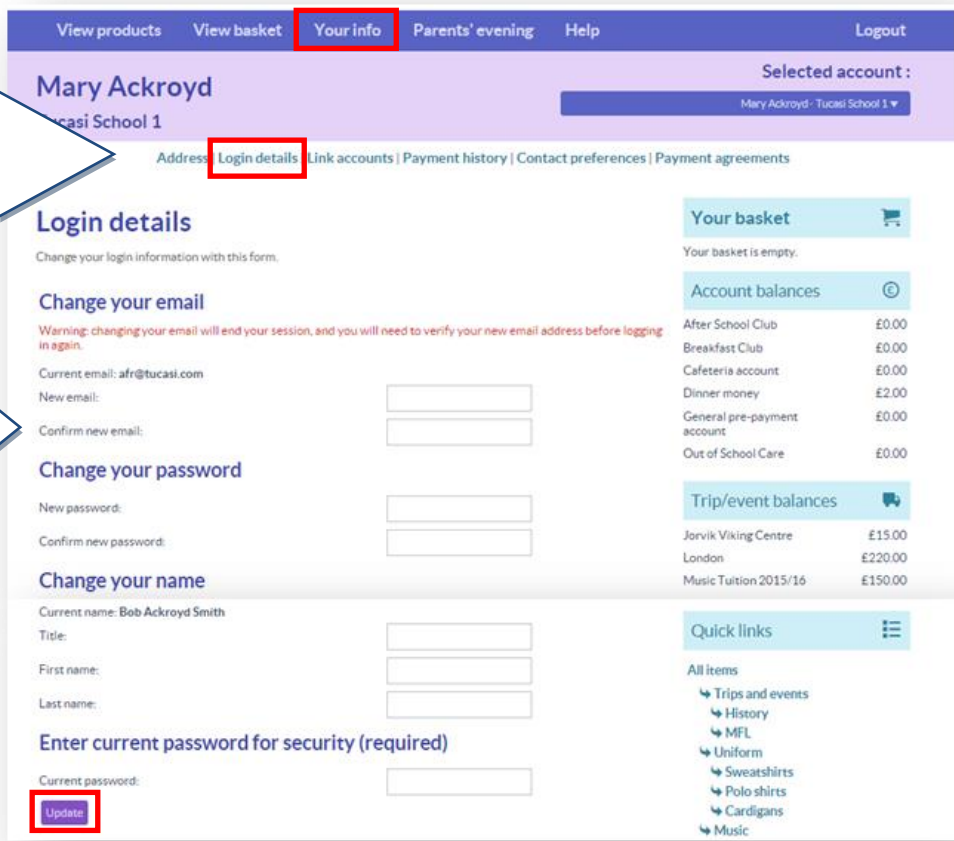
Trip/event balances

Jorvik Viking Centre	£15.00
London	£220.00
Music Tuition 2015/16	£150.00

Quick links

All items

How do I change my login details?

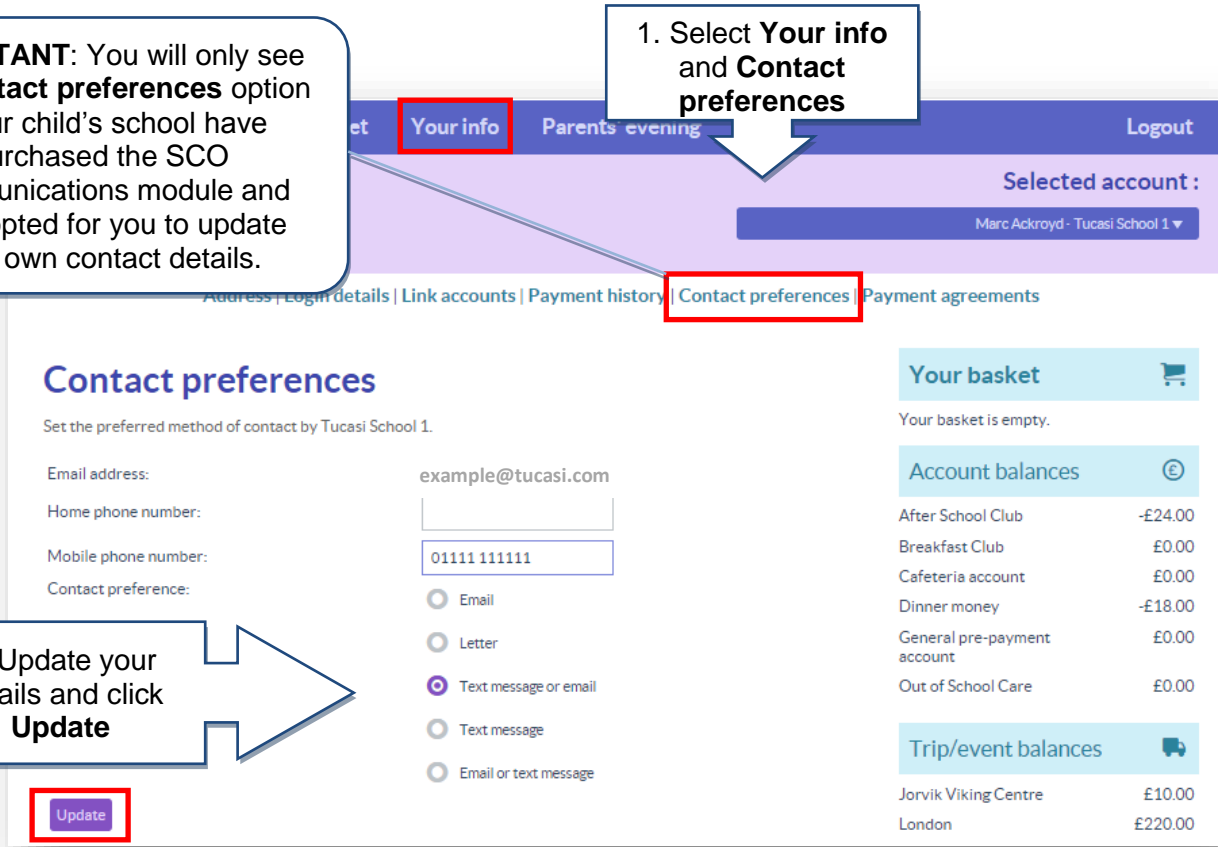


1. Select **Your info** and **Login Details**

2. Update your details, then re-enter your current password and click **Update**

How do I change my contact details?

IMPORTANT: You will only see the **Contact preferences** option if your child's school have purchased the SCO Communications module and have opted for you to update your own contact details.



1. Select **Your info** and **Contact preferences**

2. Update your details and click **Update**

How do I create a second login?

Once you have registered your account you may wish to have a second login. For example, for use by your husband/wife/other family member who wishes to make payments to the school.

Contact your school and they will issue you with a new letter with a different code.

If you have any questions please refer to [See our frequently asked questions](#) link on the www.scopay.com login screen.

What do I do if I have forgotten my password?

1. On the online payments login screen click **I've forgotten my password**

TUCASI

Login

Email

Password

Login

Register as a new user

Need help?

I've forgotten my password

I can't verify my email address

[Quick reference guide - Account activation process](#)

[Video guide - Account activation process](#)

[See our frequently asked questions](#)

Powered by **worldpay** **VISA** **V PAY** **MasterCard** **Maestro** **JCB**

[FAQs](#) | [Privacy policy](#) | [Terms and conditions](#) | [Resubscribe](#) | Copyright 2006 - 2016 Tucasi Limited - Powered by Tucasi Online Payments

2. Enter your Email and click **Reset password**. You will shortly receive an email with a link through which you will be able to set up your new password.

Lost password?

Enter your email address, tick the checkbox below and click 'Reset password'. You will receive an email containing instructions.

Email

Back **Reset password**

Powered by **worldpay** **VISA** **V PAY** **MasterCard** **Maestro** **JCB**

[FAQs](#) | [Privacy policy](#) | [Terms and conditions](#) | [Resubscribe](#) | Copyright 2006 - 2016 Tucasi Limited - Powered by Tucasi Online Payments