

Lodge Lane Home Learning Links & Activities



Contents

<i>Lodge Lane Home Learning Links & Activities</i>	1
Maths Links & Activities	2
English - Phonics	4
English - Reading	4
English - Writing	6
Physical Education (PE)	7
Science	8
Arts, Crafts & Activities	9
Other Curriculum Subjects	13
Wellbeing (Social and Emotional Learning)	14
100 things to do indoors!	17

Maths Links & Activities

White Rose Hub

White Rose Hub have daily home maths lessons for all age groups.

<https://whiterosemaths.com/homelearning/early-years/>
<https://whiterosemaths.com/homelearning/year-1/>
<https://whiterosemaths.com/homelearning/year-2/>

STEM

STEM have lots of other maths activities that you could try.

<https://www.stem.org.uk/home-learning/primary>

NRICH

NRICH have lots of different problem solving, reasoning and fluency activities to try. This is something we focus a lot on at Lodge Lane.

<https://nrich.maths.org/primary>

Here are some other ideas that have been shared by parents and teachers:

Baking



Children need to learn how to weigh and measure amounts – What better way to do this than by baking! This will teach them what different amounts look like as well as demonstrate why it is important to measure accurately.

Money

Has isolation caused your children to eat you out of house and home? There's a learning opportunity for that 🍌 (I actually think I may need to do this for myself! 🍌)

Year 1's upcoming maths topic is money, and year 2 need to consolidate what we've already learnt! Children loved playing shops during our money topic and it's fun for all ages. It could even get them doing a few chores while they're at it too! They could make some price tags, a price list/menu and decide how much things should cost. If there are siblings then they could help each other to pay and give back the correct change.

However, for now week 1 is complete. I hope you have a lovely, relaxing weekend!



Children need to recognise and order coins as well as use them to make bigger amounts. They need to start thinking about how to get change.

Number order

Great for reception children! Year 1 could count on or back along a numberline or you could make it harder still by ordering numbers counting in 2s, 5s, 10s or 3s!



Children could use a washing line outside or inside.

Remember the numbers do not have to start at 0 or go up in 1s!

English - Phonics

Phonics with Mr MC

Mr MC posts almost daily phonics videos and lessons. Reception use these a lot but they are helpful for all year groups.

<https://www.youtube.com/channel/UCTcZnvuTeovlnioLRo0GOA>

English - Reading

Puffin Story Time

Puffin Story Time post videos of authors reading their stories as well as other videos such as draw alongs.

https://www.youtube.com/channel/UCIUB2qLdKSWYmpANz8WCnCA?fbclid=IwAR3vRS2qF_jUawIsXBBqiD0jfY6amM-s-wQ9VEwfJ1eTTToRNjagdwjtjuaM

Julia Donaldson

Julia Donaldson is uploading videos of herself reading a range of her books. We read these books a lot in school.

https://www.facebook.com/pg/OfficialGruffalo/videos/?ref=page_internal

Harry Potter at Home

JK Rowling has created this new part of her website where there will be extracts of her books being read as well as lots of other Harry Potter activities and news.

<https://www.wizardingworld.com/collections/harry-potter-at-home>

Pavilion Books

Pavilion Books is uploading videos of authors reading their stories as well as other book related activities.

https://www.pavilionbooks.com/2020/03/20/staying-at-home-doesnt-have-to-be-a-challenge/?fbclid=IwAR3aF5hwiXkwJxxKjuksttcxH0bvPzsS3WgOTs2HdqZCSo-9Ny_gBVM-iPs

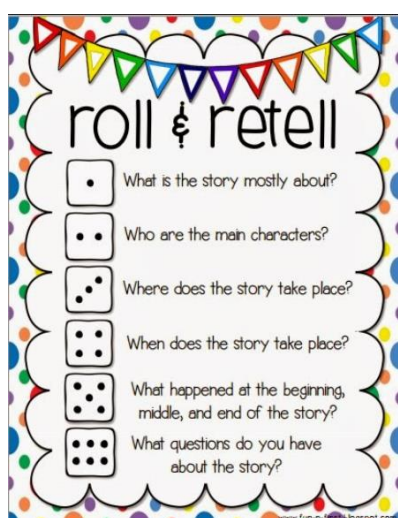
Oliver Jeffers Story Time

Oliver Jeffers is going to be reading his stories on Instagram and then uploading them onto his website. We read a lot of Oliver Jeffers books in school and *Lost & Found*, *The Day the Crayons Quit* and *The Great Paper Caper* are firm favourites amongst the children.

<https://www.oliverjeffers.com/books#/abookaday/>

Here are some other ideas that have been shared by parents and teachers:

Reading Comprehension



After reading or listening to a story, your child could roll a dice and answer a few of these comprehension questions. Comprehension is a big part of reading. Children need to understand what they have read or what they have heard.

Reading Challenges

Learning at Home with the library service

April Reading Challenge 1 April – 30 April



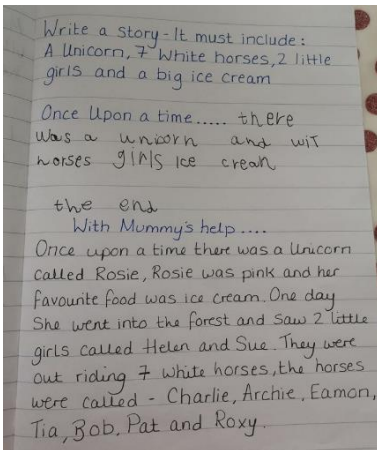
Norfolk Library Services have created an April Reading Challenge. We anticipate that they will do one of these for May also. You could challenge your children to see how many of the activities they can tick off.

Writing Letters to Loved Ones

At a time when we are not able to visit close family and friends a lot of us will be video messaging to keep in touch. A lovely alternative to this and something to work alongside would be to write letters to family and friends. The children could write all about what they have been learning about and doing and ask their friend or relative questions about their day.

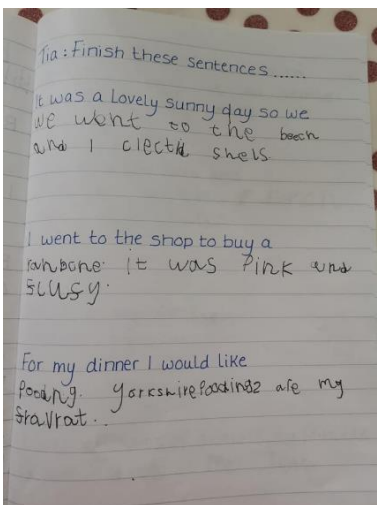
Here are some other ideas that have been shared by parents and teachers:

Story Challenges



Story writing is excellent and can really tap into a child's imagination. Some children find it difficult to think of their own ideas so give them a few to start off with. You could tell them where their story should be set, what characters to include or a challenge for them to overcome.

Finish the Sentence



Another way to encourage children to write is to give them sentence starters and challenge them to finish the sentence. You could encourage them to use adjectives, adverbs, connectives, full stops, suffixes (ing, ed, ful, ment, ness) and joined up writing.

Physical Education (PE)

Joe Wicks – The Body Coach

Joe Wicks has been doing PE lessons live on Facebook Monday-Friday and then uploading them onto his youtube channel. He also has many other child friendly work out videos. Exercise is a great way to start the day!

<https://www.facebook.com/JoeWicksTheBodyCoach/>

<https://www.youtube.com/user/thebodycoach1/videos>

Oti Mabuse - Dance Lessons

Oti Mabuse is uploading child friendly dance routines for children to take part in.

<https://www.youtube.com/user/mosetsanagape/videos>

Andy's Wild Workouts

Andy has arrange of different workouts and exercise videos to enjoy.

https://www.bbc.co.uk/iplayer/episodes/p06tmmvz/andys-wild-workouts?fbclid=IwAR1Tvr_8E0nQXXQbq5Oo5fkRwu8ThudWPhbE9pU4Q3JYmqS2AotBEbJOR8

The School of Park Run

Park Run are uploading different weekly and daily challenges for children of all ages to take part in.

https://www.facebook.com/parkrun/?tn-str=k*F&hc_location=group_dialog

Lodge Lane Disco

Instead of having a disco at school you might want a disco at home. You could just a dance, play some party games (musical statues, musical statues, musical chairs) and have a laugh. This is link is for Spotify, everyone can have a free account but you will get an advert every few songs unless you pay for membership.

https://open.spotify.com/playlist/5dUmfUesR0wBcivlBeVBpR?si=FwsZTCiyRqW80TtcddlJ8g&fbclid=IwAR26_nUY8ZaBov6nw_vnSqkwo7tERikHBE6KQB5HHld5ZeCN8MyfS9eqy1c

Science

STEM

STEM has some fantastic science activities and learning to try at home.

<https://www.stem.org.uk/home-learning/primary>

School Science

School Science have a range of activities and learning to try at home.

<http://www.schoolscience.co.uk/primary>

Science Kids – Great Experiments!

Science Kids have lots of different child friendly experiments to try at home using (most of the time) household items. We can especially recommend homemade lava lamp and Diet Coke and Mentos Eruption!

<https://www.sciencekids.co.nz/experiments.html>

Maddie Moate

Maddie Moate has uploaded lots of different science videos which children enjoy.

<https://www.youtube.com/user/maddiemoate/videos>

Here are some other ideas that have been shared by parents and teachers:

Food Colouring Flowers



A lovely experiment is to dye your own flowers and see how they take in water. Here are some instructions:

<https://www.thoughtco.com/how-to-make-colored-flowers-606178>

Arts, Crafts & Activities

Crafty Teacup

Here are a range of different art and craft activities.

https://www.facebook.com/craftyteacup/?__tn__=kC-R&eid=ARBtnCYQutuuP1U4K0XN1u5fzQhaC84PDHO_XDoZkU0elpzsq45wCH5VX7hDiNyGXpblxaK4JfNeaavd&hc_ref=ARRDmv_BhoenQBt95_upuliWUaFy9e1wBRoLtnGTyaXMTED52__Bn1vsfsyV3ePJyX8&fref=nf

Learning & Exploring Through Play

Here are a range of different art and craft activities.

https://www.facebook.com/learningandexploringthroughplay/?__tn__=%2CdkCH-R-R&eid=ARBvcJ9zgTquYc4MYGJithNd56IQcz25l7rCBCuXFdaAL4eiE4DBZqDU8ysQx85wvZnaQKh5KwSPB7rP&hc_ref=ARTIMPIUkeihBd6l_5NRm-nAzf9gNyHThkWrdVaDXOEj6J2QUwtSyyWyd_DWRPy_tSk&fref=nf&hc_location=group

Libby's Outdoor Maintenance

Here are a range of different art and craft activities.

https://www.facebook.com/Libbysoutdoormaintenance/?__tn__=%2CdkCH-R-R&eid=ARBm2AFCnbJ_8gTLYsaQcbfZQkVF2Q2EiwA2D1lb_rNuaxCDteUP1TCV9QZmsgLTMpJ2hsvfiSDdCYjC&hc_ref=ARTBSaO2yfiuOPcfQEMKo3ckl5i0DdGg7Ogf6dtWw4bQ87pl7iF0Mf2DvooSS9l8lXo&fref=nf&hc_location=group

Craft and Science Learning

Here is a variety of different art, craft and science based activities.

https://www.facebook.com/awtwtraining/?__tn__=%2CdkCH-R-R&eid=ARBgmsgHGn6HtUOOf3dFo4RTfNBZiN5hsf1QAdR9SzSx2YbF-yU03bQKxekjWkjIVM-Jl1rFX-iQ034X&hc_ref=ARTNU3LG3xDX0LsPtoxB30aDrAhtsrEOVN-TDzO-BrbKgETLWsWVilf2KnoHVEod878&fref=nf&hc_location=group

Junk Modelling and Other Activities

Here are lots of different activities for all the junk modelling enthusiasts!

<https://nurturestore.co.uk/junk-model-ideas-free-kids-crafts-e-book?fbclid=IwAR1Bh5pO2adV9KdCm3SW2KYP3amaHqFdQGv17LoGGE835jy8YM8lh688GFE>

Here are some other ideas that have been shared by parents and teachers:

Rainbows!



Spread the joy by making your own rainbows at home with whatever you have around the house. Lots of places are asking for children to send in their rainbows including the Nightingale Hospital and local care homes.

Stone Decorating



When you next go for a walk, you could collect stones for your child to decorate. They could be painted, coloured or chalked and then kept as memories or taken back outside and let for other people to find.

Gerald and Piggie

This how to draw video helps you draw the characters Gerald and Piggie. There are a huge number of these types of videos on Youtube so you could always search for another character and give that a go too.

https://www.youtube.com/watch?v=HYNlyBM_xKc&feature=youtu.be&fbclid=IwAR1Elsc8oITYSdmPGRHaNPOnofJH50k-7Nda5lveHsAKawo5auX0fqjCcnc

Milk Carton Elephants



With left over milk cartons your child could make their own Elephant. They may need some help cutting but then they could be decorated with PVA glue and tissue paper, coloured with felt tips or anything else you have around the house.

Toilet Roll Puppets



Children love making puppets and these are great. Use whatever you have around the house to make your puppets. You could then use them to tell stories, write stories, write character descriptions or to play with.

Shadow Drawing



When the sun is out your children could place object, toys or animals to create shadows. They can then draw around the shadows and decorate their creations. There is lots of science learning that could happen too.

Blindfold Drawing



BLINDFOLD DRAWING

WHAT YOU NEED
Blindfolds (jumpers), classroom objects, paper and pencils / individual white boards & pens

HOW TO PLAY

1. Children should be divided into pairs, one child is blindfolded using a jumper, scarf or other object that is available in the classroom.
2. Their partner then chooses an object from around the classroom but keeps it secret.
3. The partner who isn't blindfolded has to explain to the blindfolded player how to draw the object without actually saying what the object is.
4. When they have finished the blindfold comes off and they see how close the drawing was to the real thing.
5. Swap over the partner who is blindfolded and go again.

VARIATION
You could play this game with the whole class - choosing 2 partners to play the game against each other whilst everyone watches. Both partners are given the same object to draw and the ones whose drawing is closest to the real thing wins.





BLINDFOLD DRAWING

This indoor activity supports the following SEL concepts:

- ✓ Co-operative Learning Skills
- ✓ Trying again
- ✓ Making good decisions/choices
- ✓ Listening to each other

SEL TOP TIPS
For a successful game:

Try to remember:

- Your fair play rules
- To compliment your team mates
- The Golden Rule
- To listen to others
- To use the steps for calming down
- To problem solve

Stop. Make a plan & Go


Follow the instructions and see how your picture turns out. You could describe for your child then once they get the hang of it, see if they can describe something for you or a sibling.

Staying Together Handprints



You could get everyone in the family to draw round their hand on different coloured paper or on white paper and they can decorate it. They can then be stuck on top of each other for a special memento or posted to a family member.

Pictures for Friend in Deed



Friend in Deed are a charity that build lasting friendships between the young and old. At this time family members are unable to visit their elderly relatives so Friend in Deed are asking for children to create their own pictures for the elderly to colour in or puzzles for them to complete. They are also asking for Easter to hand out to residents in local care homes.

You can find more information here:

<https://www.facebook.com/friendindeednorwich/>

https://m.facebook.com/story.php?story_fbid=937220793360925&id=215588625524149?sfsn=scwspmo&extid=8dkJJZc3vl2Ceqg

Other Curriculum Subjects

Horrible Histories

Here you can find lots of the Horrible History episodes.

<https://www.bbc.co.uk/iplayer/episodes/b00sp0l8/horrible-histories?fbclid=IwAR3QV-UZFxlCI8d-kU26zjxLDBH6Fkzy5QV7poQyuPB5uMJYbDiOhFdHtyA>

Chrome Music Lab (Making Music)

Here you can create your own music compositions.

<https://musiclab.chromeexperiments.com/Experiments?fbclid=IwAR3u5ZMb4eSdVRryON4UsAB1l3bx59b5-XBsTZzLE2S2YcElyeRzneK2lOU>

Daisy the Dinosaur, Beebot, Scratch JR

These are three free apps that can be downloaded on all tablets and phones that help children learn about programming.

Letters From Teddies



This is a lovely idea that can encourage and challenge your children. They could plan a birthday party, bake a cake, make party food, write letters to the other toys, make birthday cards, plan and play party games and many other activities. This is the types of activity where the children will know what they want to do and the possibilities are endless. You could also try writing some other letters from the children's toys and see what they come up with.

Wellbeing (Social and Emotional Learning)

Play Games

Don't be afraid to take time out and play some turn based games. These could be board games or games like snap. Children learn a lot from these games such as turn taking, empathy and emotional resilience.

Morning Meetings

Everyday at school the children will take part in a morning meeting it takes no more than 20 minutes. Each person greets one another, everyone will share one thing (something they may want to do that day, how they are feeling, something they want to learn etc), everyone takes part in an activity (story, game, song etc) and then they read the morning message (this could be what they days plan is or anything you want to tell them).

Closing Circle

Everyday is finished with a closing circle. Everyone will share one thing they have learnt about, how they feel, a story, game or activity. This will only be about 10 minutes but is a nice finish to the day and is a good way to get your child's thoughts and feelings about their day.

Golden Assembly

Every Friday is Golden Assembly where one child from each class is celebrated and they receive a certificate. You could hold your own mini assembly where your child is rewarded for how hard they have worked that week or your child makes certificates for family members.

Lodge Lane Disco

This link is here again! Relax, dance and have some fun.

https://open.spotify.com/playlist/5dUmfUesR0wBcivlBeVBpR?si=FwsZTCiyRqW80Ttcddl8g&fbclid=IwAR26_nUY8ZaBov6nw_vnSqkwo7tERikHBE6KQB5HHld5ZeCN8MyfS9eqy1c

Small Paul

This story helps to explain what is happening in the world in a way that is appropriate for children.

<https://drive.google.com/file/d/1m6uE7e3GsLHS9tT99aOXqZDuLAQP6v7i/view?fbclid=IwAR3h8VddQZ2QBcSFr4WVYtHzUmlx7TMak8S8gRwHKf5asz31TjRA4YbYcGA>

Here are some other ideas that have been shared by parents and teachers:

Virtual Play Date



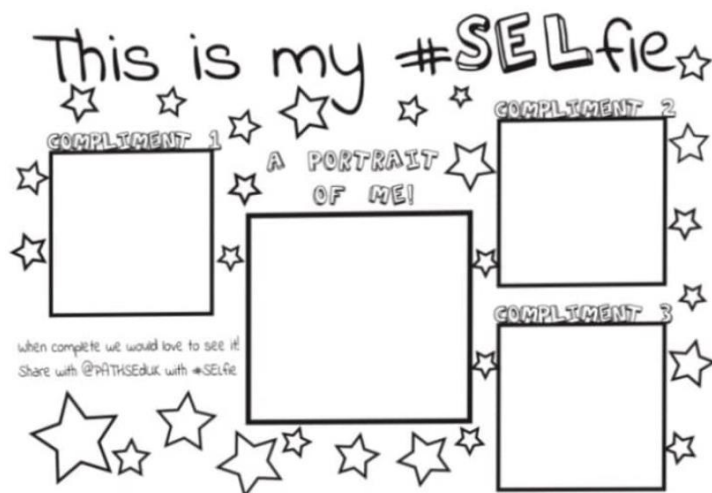
Here are some ways your children can keep in touch with their friends and family members.

Social and Emotional Learning Tasks



Here are some activities to help build children's social and emotional skills. You could challenge your child to see if they can do one each day.

Compliments



See if you and your children can fill this each for themselves and family members.

https://scontent-lhr8-1.xx.fbcdn.net/v/t1.0-9/90754621_10157311850218111_4188759119911452672_n.jpg?nc_cat=102&nc_sid=ca434c&nc_ohc=2VlJ9O1HRcsAX9PTjUH&nc_ht=scontent-lhr8-1.xx&oh=100dae1c37da2050f883a71e1d3e312e&oe=5EB0CB03

Activity Jar



Find a jar and each time you or your children think of something they would like to do once lockdown is over write it on a piece of paper and pop it in. You could also spend some time and think of different things to do while in lockdown. Once the jar is full your child can pick one thing from the jar to do that day. This could be an activity, a compliment to give someone, an act of kindness or anything of your choice.

100 Things to do indoors



21. Make cards for everyone at home
22. Get some sheets to flap and pretend they are the waves and jump in
23. Make cakes
24. Get material or cardboard and make mermaid or merman's tails
25. Get all the chairs together and make a bus, play conductors and drivers
26. Make a camp in your bed
27. Make a dark den and use a torch
28. Write a letter to a neighbour or friend
29. Colour in a colouring book or draw a picture
30. Make wool or string hair over a chair
31. Have a pamper day
32. Have a scrunched up paper fight (from recycling)
33. Make ice lollies with cordial and water
34. Make sandwiches in strange shapes
35. Make a pretend car from boxes/furniture
36. Learn a rhyme or poem
37. Make paper aeroplanes
38. Have a pirate adventure, make boats from boxes or furniture
39. Blow bubbles and catch them
40. Make a number frieze for the wall, decorate



61. Play I spy
62. Open your windows and sing out a song
63. Learn Days of the Week Song
64. Play musical statues
65. Learn a Beatles song
66. Learn a Queen song
67. Make an indoor restaurant and serve your family
68. Have a toy's tea party
69. Roll balls down the stairs
70. Be superheroes with capes
71. Eat cereal with a gigantic spoon
72. Have an ice cream party
73. Enter an online competition to win a prize
74. Vacuum your home
75. Polish your home
76. Fold up sheets
77. Use a sheet as a parachute to fluff up and hide under and play parachute games
78. Make binoculars with toilet rolls and look out the window at the birds
79. Make yoghurt pot telephones
80. Make a junk model rocket as large as you can

1. Make non-cook playdough, then have a Dough Disco
2. Paint 'our families' portrait
3. Write and make a book
4. Draw flowers or the fruit bowl
5. Learn some laughter yoga www.roberttrivest.com
6. Finger paint
7. Make a band from kitchen pots and pans
8. Footprint paint
9. Have a dance alarm every 30 minutes
10. Have a karaoke
11. Send a video message to family and friends to get them busy
12. Have a birthday party for a pet or cuddly toy
13. Have an indoor picnic
14. Discover your favourite story and share it together
15. Order books alphabetically
16. Have an indoor treasure hunt
17. Dress up in adult shoes
18. Find a fairy door in your house or garden
19. Do the Hokey Cokey
20. Take a selfie through a toilet roll tube and pretend you are on the moon



41. Read Pirate George series available on Kindle
42. Make a papier mache sculpture over a balloon
43. Keep a balloon up in the air game
44. Play a board game
45. Play hide and seek
46. Play dominoes
47. Learn a card game
48. Make smoothies
49. Perform a puppet show
50. Make shadow puppets
51. Make finger/sack puppets
52. Choreograph a dance or learn a dance routine
53. Have an upside down meals day, lunch for breakfast etc.
54. Learn a sing-along for Spread the Happiness TV
55. Learn to cook something new
56. Learn Brilliant Beast Song on Spread the Happiness TV YouTube Channel
57. Leave happy notes all around the house
58. Make a fitness routine and put your family through their paces
59. Using vegetables and make characters
60. Dance and sing to Knees up Mother Brown



81. Create a comedy show
82. Pretend to conduct an orchestra to music
83. Hike up your stairs like it is a mountain, so so high
84. Roll around a large space in your home
85. Hop around like a bunny
86. Learn to play sleeping bunnies
87. Learn and act out 5 Little Monkeys
88. Find as many collections of 10 things in your home as you can
89. Dance in the shower
90. Sing in the shower
91. Squirt shaving foam in your hands
92. Make a scrap book of your favourite things, people
93. Play Jack in the Box in a large cardboard box
94. Have a themed party
95. Stay up late to look at the stars with a night time picnic
96. Play apple bobbing
97. Jump on the bed
98. Bash a pinata
99. Do coin rubbing with paper and crayons
100. Play pass the parcel

