


Spider Splat Game - Tricky Words Set 2


What you need:


- Bug splatter (or something similar)
- Timer
- Tricky Word Spiders
- Picture Cards
- Bag



How to Play the Game

- 2 players are needed to play this game.
- Player A goes first to pull a Picture Card out of the bag and says what the image is.
- Player B must find the Word Spider that matches the image. For example, if Player A says, “blade”, then Player B has to splat the Tricky Word Spider with ‘blade’ on it. Player A then puts the Picture Card of the blade on top of that Tricky Word Spider and picks a new card out of the bag.
- This step is repeated until the timer goes off (time can be decided by the teacher).
- The players can then swap roles and play again.
- The children then complete the activity sheet.







are

all

you

your

come

some

said

here

there

they

Tricky Words Set 2 Activity Sheet

Choose 5 of the tricky words, write a word in the first box and then put the word into a sentence.

1.	
2.	
3.	
4.	
5.	