

Spider Splat Game









Phonics Phase 5









You will need:








- Bug splatter (or similar)
- Timer
- Phonic Spiders (printed, laminated and cut out)
- Sound Cards (laminated and cut out)
- Bag








Instructions







- Two players are needed to play this game.
- One player (Player A) goes first to pull a Sound Card out of the bag and say the sound. Player B must find the Phonic Spider containing a picture that begins with that sound or has that sound in it. For example, if Player A sounds out 'ph', Player B could splat the spider with the 'trophy' on it. Player A then puts the Sound Card on that spider and picks a new card out of the bag.
- This step is repeated until the timer goes off (time can be decided by the teacher).
- The players can then swap roles and play again.

















ay

ie

ay

ie

ou

ea

ou

ea

ue

oy

ue

oy

ue

ir

ue

ir

aw

twinkl.com

aw

twinkl.com

wh

twinkl.com

wh

twinkl.com

ph

twinkl.com

ph

twinkl.com

ew

twinkl.com

ew

twinkl.com

au

ew

au

ew

ey

oe

ey

oe

a_e

twinkl.com

a_e

twinkl.com

e_e

twinkl.com

e_e

twinkl.com

i_e

twinkl.com

i_e

twinkl.com

o_e

twinkl.com

o_e

twinkl.com

u_e

u_e

u_e

u_e