

EDEXCEL GCSE BUSINESS**Paper 1: Theme 1 – Investigating
small business (50%)**

Year 10 content -tested in November
PPE (2023) and final exam (2024)

Content:

1.1– Enterprise and entrepreneurship
(purpose of business & entrepreneurs)

1.2-Spotting a business opportunity
(Customer needs, market research and
segmentation & market mapping)

**1.3- Putting a business idea into
practice** (Aims, revenue, cost, profit, interest,
break-even & cash flow)

1.4- Making the business effective
(Business ownership, franchises, business location,
marketing mix & business plans)

1.5-Understanding external influences
(stakeholders, technology, employment and
consumer law, unemployment, taxes, inflation,
consumer income, interest rates & exchange rates)

Total exam time:
1 hour and 45 minutes

**Paper 2: Theme 2 – Building a
business (50%)**

Year 11 content -tested in February PPE
(2024) and final exam (2024)

Content:

2.1– Growing the business (Methods of
business growth, sources of finance for growing
businesses, changes in aims and objectives,
globalisation, ethics and the environment)

2.2-Making marketing decisions
(marketing mix, product life cycle, pricing strategies,
methods of promotion & place/distribution)

2.3- Making operational decisions
(Methods of production, managing stock, working
with suppliers, quality, sales process & customer
service)

2.4- Making financial decisions (Business
calculations, profitability ratios, business data and
performance)

2.5- Making human resource decisions
(Organisational structures, communication and ways
of working, recruitment, training and motivation)

Total exam time:
1 hour and 45 minutes



Year 11 GCSE Business - Supporting your Child's progress

✓ Make achievement everyone's responsibility by...

- o Talking about learning regularly
- o Keeping track on upcoming assessments (Google classroom and Seneca)
- o Creating the space to focus free from distractions



✓ Homework

- o Check that homework is completed fully and on time
- o You can connect to your child's Seneca account to see how they are progressing through their assignments
- o Have a plan and help them stick to it.



✓ Revisit and Recall

Access the Business Google classroom and test your child on business key terms and/or key content when you get the chance

This will help embed learning into the long-term memory!





See the next page for more information!




Exam guidance (prep for November PPE)



 Revision cards and key terms booklet for all ... Posted 10 Mar

 Key terms per spec point... PDF

 Revision cards for GCSE ... PDF









[View material](#)



Year 11 GCSE Business – Preparing for the November PPE (Week commencing 13/11/23)

Access the Business Google Classroom and find ALL of the resources required to excel in the November PPE (see below for a screenshot of Google classroom):

Exam guidance (prep for November PPE)

1)	 PPE WAVE 1 Nov 23 topic list format and dat...
2)	 Knowledge organisers for all theme 1 topics
	 Revision cards and key terms booklet for all ...
3)	 3-mark question exam structure and examp...
	 6-mark question structure and example ans...
	 9-mark question structure and example ans...
4)	 Exam practice questions (with revision pag...
5)	 Theme 1 formulae list

View the numbered list above and read the corresponding information below:

- 1) Access the full topic list of everything that will be tested on the November PPE (ALL theme 1 content).
- 2) Use the knowledge organiser, key terms booklets and revision cards to recall all of the necessary knowledge that is on the topic list (ALL theme 1 content). COMPLETE SENECA TASKS ASWELL!
- 3) Remind yourself of the structures of 3-mark, 6-mark and 9-mark questions by looking at the structure sheets and example answers!
- 4) Practice a range of exam questions from a range of topics – get them marked by a teacher or request the mark scheme to self-mark!
- 5) Test yourself on the formulae required on the calculation questions