





How can I support my child to succeed in their GCSE Geography course?

Dear Parent/Carer,

Geography is a subject with a large breadth of topics at GCSE. Success comes with many different levels. In order to pass, the most important habit that students can develop is to regularly go back and revise topics previously taught. We issue ALL students with a revision book which we believe is excellent for meeting the requirements of the course. To help support your child's studies, we have put together a small guide which gives some suggestions for how you can support your child along with some suggestions for further websites and resources that can support and/or extend your child's studies. We appreciate your continued support, especially in encouraging completion of all homework and revision for our regular unit assessments. Please feel free to contact your child's class teacher via their Google Classroom and if you have any further questions or would like guidance on any topic, please don't hesitate to contact us.

Mr Thacker – athacker9prj@nsix.org.uk

<p>Help your child with their Geography homework</p> 	<p>Your child will be asked to complete regular homework tasks. These may consist of doing Seneca tasks, writing essay questions, creating revision materials and revising for upcoming test questions.</p> <ul style="list-style-type: none"> You can help ensure that all homework is completed and handed in on time by regularly checking their check due dates and homework tasks on their Google Classroom and reminding them of what is due and when. You can ask to read their homework and ask them questions about the content. You can encourage your child to contact their teacher (via the Google Classroom) if they are struggling with a task.
<p>Help your child to get organised and know where to look for help</p> 	<p>Your child will be issued with a revision book and learning lists and they should use them to identify strengths and gaps in their knowledge.</p> <ul style="list-style-type: none"> Tick off topics in the revision guide as you study them Go back and ask questions about one or two pages worth of content (good dinner time activity!) Try to vary the topic and content that you review
<p>Encourage your child to check their knowledge using Seneca</p> 	<p>Seneca quizzes are directly aligned to the exam boards we use. Teachers will often set Seneca tasks and ask students to repeat quizzes. They keep track of your child's scores and use them to identify strengths and weaknesses.</p> <p>*Encourage your child to take these quizzes seriously and repeat them when asked. Ask them how they did and which questions were harder and why.</p>
<p>Encourage attendance at revision/booster sessions</p> 	<p>The Geography Department will be offering regular after school revision sessions and we really value your support in encouraging and rewarding attendance at them.</p>
<p>Additional ways to push your child</p>	<ul style="list-style-type: none"> Edexcel GCSE bitesize - https://www.bbc.co.uk/bitesize/examspecs/zsytxsg Past paper practice – available on the school computers public/geography/ks4/past papers or on the Edexcel GCSE Geography B website Start to mind map out topics that have been studied using the revision book or learning checklists (also on school computers)

