



**Hellesdon High School
& Sixth Form Centre**

Enjoy | Achieve | Succeed



JOURNEY TO EXCELLENCE

**Evening 1 – Approaching the Finishing Line – Thursday
17 October 2024**

We are part of...



F O R C H I L D R E N , F A M I L I E S A N D C O M M U N I T I E S



**Hellesdon High School
& Sixth Form Centre**

Enjoy | Achieve | Succeed

Mr James Read

Assistant Principal for Progress and Achievement

Achievement → The outcomes that our students achieve


Progress → The journey they take to get there.



We are part of...

WENSUMTRUST

F O R C H I L D R E N , F A M I L I E S A N D C O M M U N I T I E S



**Hellesdon High School
& Sixth Form Centre**

Enjoy | Achieve | Succeed



What are my priorities...

1. To **provide you** with the tools needed to achieve outstanding results
2. To **provide you** with the environment needed to achieve outstanding results
3. To **provide you** with the support needed to achieve outstanding results

We are part of..



F O R C H I L D R E N , F A M I L I E S A N D C O M M U N I T I E S




Hellesdon High School & Sixth Form Centre

Enjoy | Achieve | Succeed



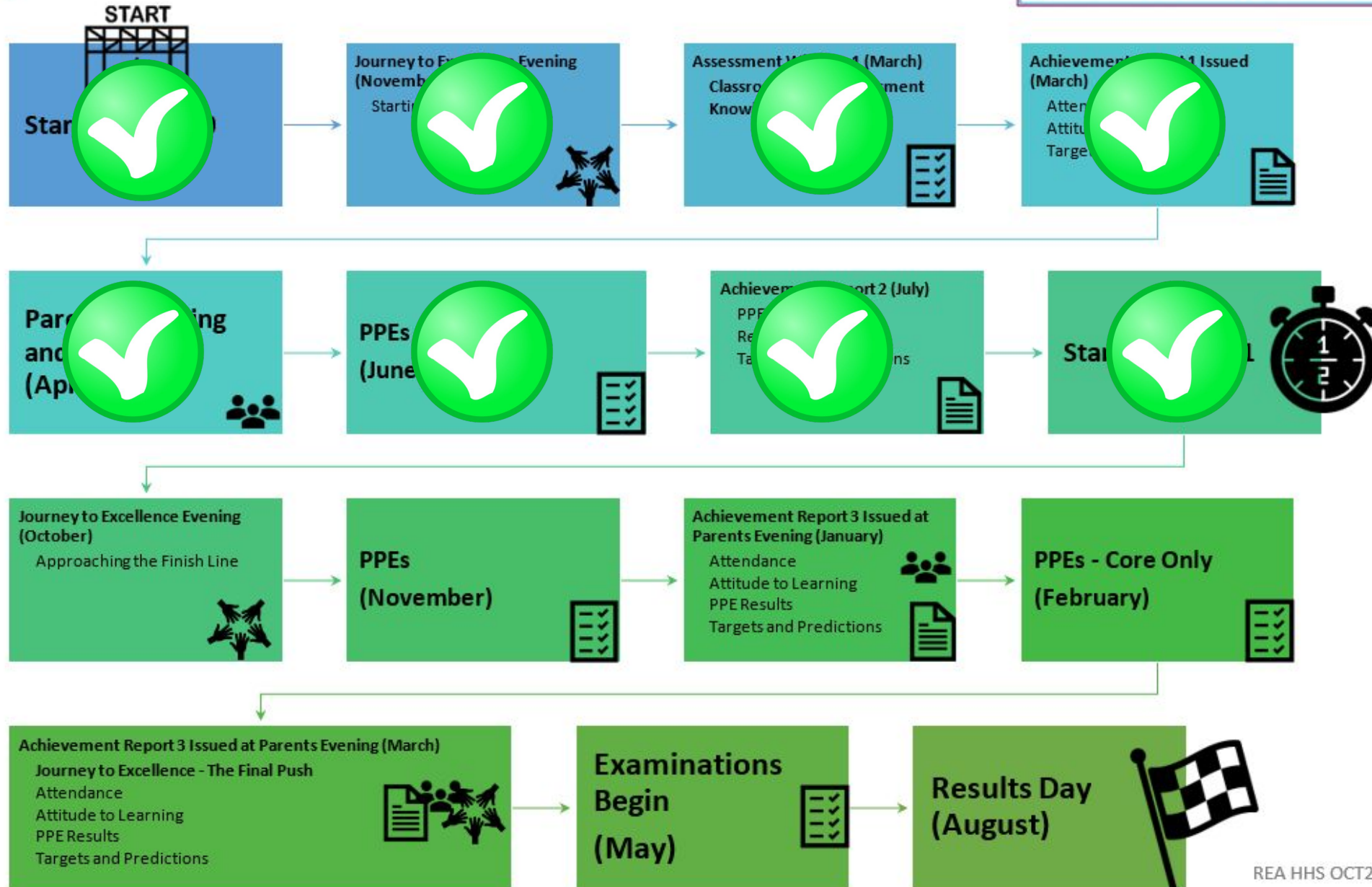
We are part of...




WENSUMTRUST



Journey to Excellence - Overview





**Hellesdon High School
& Sixth Form Centre**

Enjoy | Achieve | Succeed



**JOURNEY TO
EXCELLENCE**

What will Y11 Journey to Excellence look like:


- Information evening
- Intervention programmes
- PPEs (mocks)
- Reports
- Parents' Evenings
- Etc.



We are part of...

WENSUMTRUST

F O R C H I L D R E N , F A M I L I E S A N D C O M M U N I T I E S



Hellesdon High School & Sixth Form Centre

Enjoy | Achieve | Succeed

Start of Year 11




1. How do you reflect on your efforts in Year 10?
2. Are you committed in every course you take?
3. What will you do differently this year?
4. How are you coping with the idea of examinations this year?

We are part of...

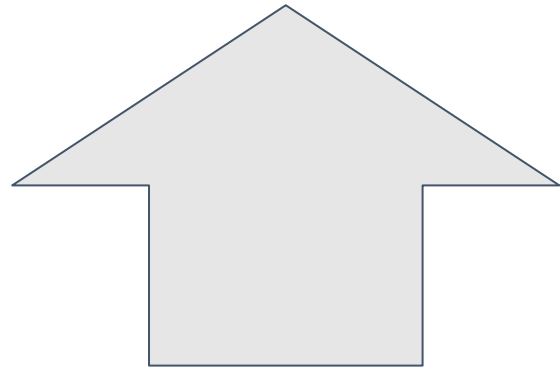
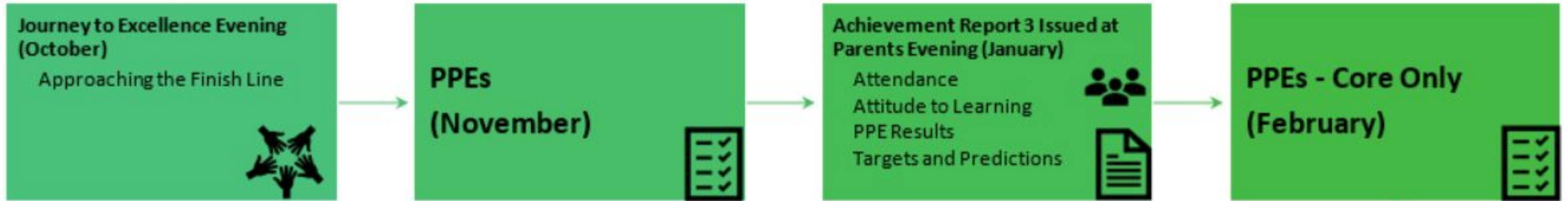
WENSUMTRUST

F O R C H I L D R E N , F A M I L I E S A N D C O M M U N I T I E S



Hellesdon High School & Sixth Form Centre


Enjoy | Achieve | Succeed



1. How clear are you about the road ahead?
2. What can you do to better prepare yourself?

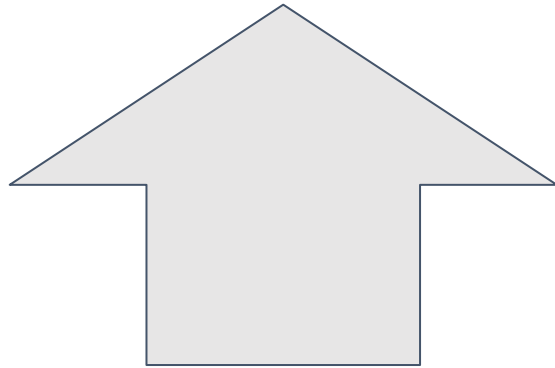
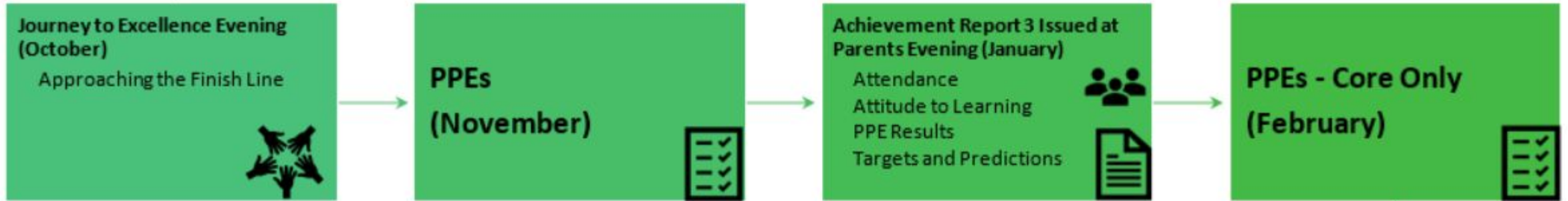
We are part of...

WENSUMTRUST



Hellesdon High School & Sixth Form Centre

Enjoy | Achieve | Succeed



1. What have you learnt, understood and remembered from the first year of lessons?
2. Can you show your potential in your assessments?

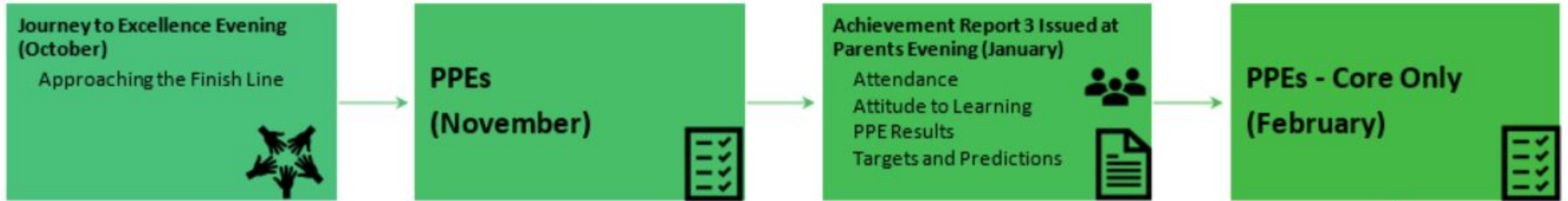
We are part of...



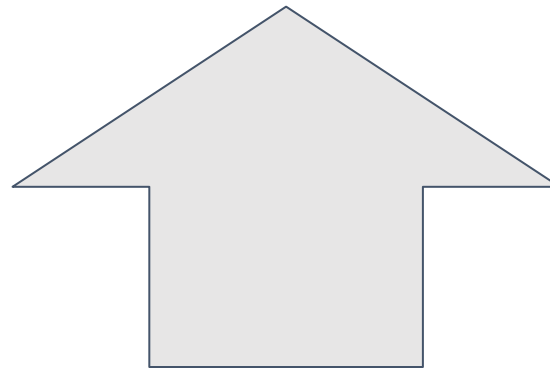


Hellesdon High School & Sixth Form Centre

Enjoy | Achieve | Succeed




1. How is your effort reflected in your predictions?
2. What are your next steps?
3. Where are you flying?



We are part of...

WENSUMTRUST

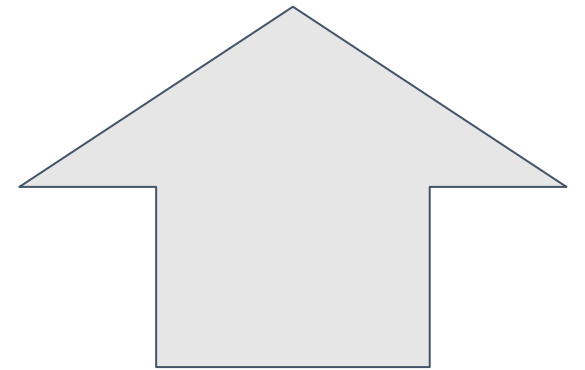


Hellesdon High School & Sixth Form Centre

Enjoy | Achieve | Succeed




1. Do you feel more confident in your exam practice?
2. What can you demonstrate about your potential before the real exams?



We are part of...





Hellesdon High School & Sixth Form Centre

Enjoy | Achieve | Succeed

Achievement Report 3 Issued at Parents Evening (March)

Journey to Excellence - The Final Push

Attendance

Attitude to Learning

PPE Results

Targets and Predictions

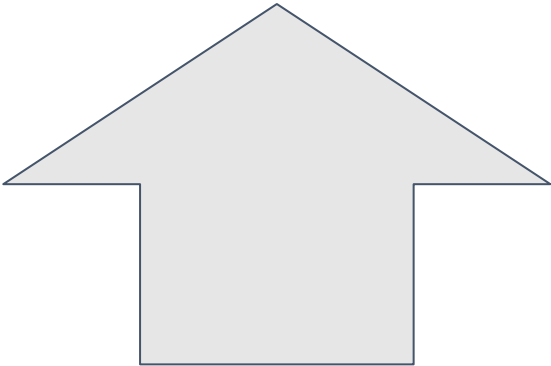


**Examinations
Begin
(May)**



**Results Day
(August)**



- 
1. How is your effort reflected in your predictions?
 2. What last minute changes can you make?
 3. Where are you flying?

We are part of...

WENSUMTRUST

F O R C H I L D R E N , F A M I L I E S A N D C O M M U N I T I E S



**Hellesdon High School
& Sixth Form Centre**

Enjoy | Achieve | Succeed



**JOURNEY TO
EXCELLENCE**

So...

- How do you want to feel in 7 months when you begin your exams?
- How do you want to feel in 10 months when you open the envelope?
- Where do you want to be studying this time next year?



We are part of...

WENSUMTRUST

F O R C H I L D R E N , F A M I L I E S A N D C O M M U N I T I E S



Hellesdon High School & Sixth Form Centre

Enjoy | Achieve | Succeed

Art
Graphics
Photography
IT
Construction
Engineering
Hair & Beauty
Catering
Resistant Materials

Drama
Health & Social Care
Media Studies
Music
PE
Languages



All of these subjects have
practical or coursework
components



We are part of...





**Hellesdon High School
& Sixth Form Centre**

Enjoy | Achieve | Succeed

...which is great!

You will go into your examinations knowing that you have already achieved the best marks possible.

Support Available:

- ★ Clear guidance in the classroom
- ★ Vocational support days to give you focused time to achieve
- ★ Clear deadlines from us to parents so you can stay on top of your submissions




**Action for tonight: Are your internally assessed units up to your potential?
Ask you teachers what you can do about it!**

We are part of..

WENSUMTRUST


F O R C H I L D R E N , F A M I L I E S A N D C O M M U N I T I E S



**Hellesdon High School
& Sixth Form Centre**

Enjoy | Achieve | Succeed


Preparing for PPEs - Making Y11 our Priority



We are part of...

WENSUMTRUST

F O R C H I L D R E N , F A M I L I E S A N D C O M M U N I T I E S



**Hellesdon High School
& Sixth Form Centre**

Enjoy | Achieve | Succeed

New for 2024-25



Olympus Cloakroom: Your dedicated Study Space before school at break and at lunch



Exam Day: Built around you, and with an early dedicated lunch time.



Revision Skills: Revision strategy weeks to help you build those techniques.

Reteach Weeks: After your PPEs, a whole-school focus on reflections and improvements.



We are part of...

WENSUMTRUST

F O R C H I L D R E N , F A M I L I E S A N D C O M M U N I T I E S



Hellesdon High School & Sixth Form Centre

Enjoy | Achieve | Succeed

Your Exam Day

Before school space to grab a drink, snack and focus.

Register as normal!

Know your room and seat in advance.

Session	Time	Activity	Student Guidance
PRE-EXAM	0800	Informal Revision and Refreshment	<ul style="list-style-type: none">• Olympus Cloakroom - Space for students to quietly review• Refreshments available• Wellbeing support• Stage opens for bags
MORNING EXAM ARRANGEMENTS	0825	Registration	<ul style="list-style-type: none">• Arrive for 8.25am• Register in tutor rooms• Tutors to escort students down to the hall/send to warm-up rooms
	0830	Warm-ups	<ul style="list-style-type: none">• Participate in retrieval activities for key knowledge, led by your subject teachers
	0850	Exam Room Opening	<ul style="list-style-type: none">• Listen to your teacher's final messages• Depart the warm-up room and make your way calmly to your exam room by the assigned route
	0900	Exam Sitting 1	<ul style="list-style-type: none">• Find your seat• Listen to the invigilator's instructions• Do your best!
	1050 (approx.)	End of Exam Sitting 1	<ul style="list-style-type: none">• Depart the room in silence• Collect your bag• Return to your timetabled lessons
	1050	Break	<ul style="list-style-type: none">• Get some fresh air• Hydrate



Hellesdon High School & Sixth Form Centre

Enjoy | Achieve | Succeed

MID-DAY	1110	Lesson	<ul style="list-style-type: none">Engage in your normal lesson with exemplary effort
	1210	Early Lunch	<ul style="list-style-type: none">Register with your P4 class teacherLUNCH: Olympus Cloakroom, A block, FieldGet some fresh airHydrate

Register for Period 4
as normal!




Hellesdon High School & Sixth Form Centre

Enjoy | Achieve | Succeed

Your Exam Day

AFTERNOON EXAM ARRANGEMENTS	1250	Warm-ups	<ul style="list-style-type: none">● Place bags on the stage● Participate in retrieval activities for key knowledge, led by your subject teachers
	1310	Exam Room Opening	<ul style="list-style-type: none">● Listen to your teacher's final messages● Depart the warm-up room and make your way calmly to your exam room by the assigned route
	1315	Exam Sitting 2	<ul style="list-style-type: none">● Find your seat● Listen to the invigilator's instructions● Do your best!
	1445 (approx.)	End of Exam Sitting 2	<ul style="list-style-type: none">● Depart the room in silence● Collect your bag

Know your room and
seat in advance.



Hellesdon High School & Sixth Form Centre

Enjoy | Achieve | Succeed

WEEK 1

November PPEs
begin on Monday
18th November

Day	AM Sitting (9.00am - 10.45am)	PM Sitting (1.15pm – 3.00pm)
Mon 18/11	English Language <i>1hr 45mins</i>	Business <i>1hr 30mins</i> Drama <i>1hr 45mins</i>
Tues 19/11	Biology <i>Triple 1hr 45mins / Combined 1hr 15mins</i>	Hospitality <i>1hr 20mins</i> Computer Science <i>1hr 30mins</i>
Weds 20/11	Mathematics <i>1hr 30mins</i>	Media Construction iMedia <i>1hr 30mins</i>
Thurs 21/11	Geography/History* <i>1hr 30mins/1hr 20mins</i>	Spanish Reading & Listening <i>Foundation 1hr 20mins</i> <i>Higher 1hr 45mins</i>
Fri 22/11	Chemistry <i>Triple 1hr 45mins / Combined 1hr 15mins</i>	French Reading & Listening <i>Foundation 1hr 20mins</i> <i>Higher 1hr 45mins</i>

Action for tonight:
Make sure you know
what knowledge will
be tested in your
November PPEs



Hellesdon High School & Sixth Form Centre

Enjoy | Achieve | Succeed


WEEK 2

November PPEs begin on Monday 18th November

Action for tonight:
Make sure you know what knowledge will be tested in your November PPEs

Mon 25/11	English Literature 2hrs 15mins	Computer Science 1hr 30mins Health & Social Care 1hr 15mins
Tues 26/11	Physics Triple 1hr 45mins / Combined 1hr 15mins	History 55mins
Weds 27/11	Music	
	Media Paper 2 (AV Requirements) 1hr 30mins (B1) Sociology 1hr 45mins	Resistant Materials 1hr 45mins PE 1hr Catch Up (Geog/Hist)*
Thurs 28/11	Mathematics 1hr 30mins	Spanish/French Writing Foundation 60 mins Higher 75 mins Engineering 1hr 30mins
Fri 29/11	Catch up	

Practical Assessments: Art, Graphics, etc. to take place week beginning 2nd December



**Hellesdon High School
& Sixth Form Centre**

Enjoy | Achieve | Succeed

Common Parental Questions

Q. How can I get more information about career paths and Sixth Form.

A. Please speak to Mrs Warnock (Careers Advisor) and Mr Taylor (Director of Sixth Form).

Q. How can I get information about exam stress and wellbeing?

A. Please speak to Miss McLennan (Vice Principal) about our wellbeing workshops.

Q. Can I get the curriculum, revision guide list, key exams dates?

A. Our Heads of Department and subject leads are here with support material and guidance.


Q. How do I support my child at home?

Q. What does good revision look like?

We are part of...



F O R C H I L D R E N , F A M I L I E S A N D C O M M U N I T I E S

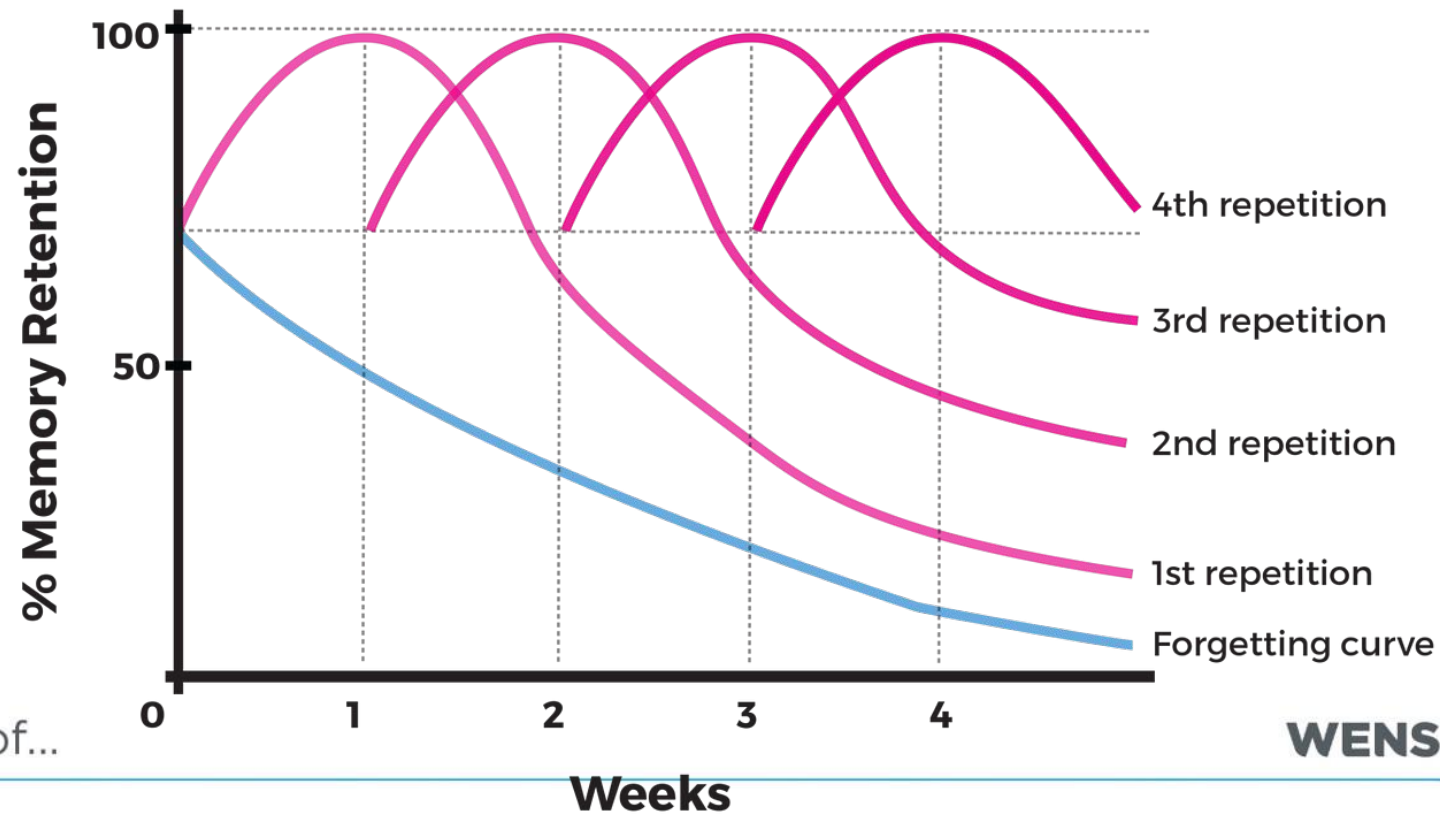


Hellesdon High School & Sixth Form Centre

Enjoy | Achieve | Succeed


Curve of Forgetting

For newly learned information



We are part of...

WENSUMTRUST



Hellesdon High School & Sixth Form Centre

Enjoy | Achieve | Succeed

The 4 'R's



REVIEW

Know what needs to be revised

Complete review questions then mark

Organise what you already know on a blank page

Identify gaps

Create a revision plan – focus on what you find hard



REVISE

Use active revision techniques e.g. flashcards

Regularly self-test (do something with those revision resources)

Use spaced repetition – revisit knowledge before you forget

Apply your learning e.g. concept maps/create exam questions and example answers

Review your revision techniques as you go on (not working? try another)



REASSESS

Ask others to assess you e.g. quizzes

Complete review questions then mark

Complete multiple choice and short answer quizzes

Complete past exam papers



REFLECT

Evaluate your performance

Did your performance improve following reassessment?

What revision techniques worked?

What will you change about your approach to revision?

What needs revisiting in the short, medium and long term?



REVIEW

Know what needs to be revised

Complete review questions then mark

Organise what you already know on a blank page

Identify gaps


Create a revision plan – focus on what you find hard

This is all about knowing what you should know.

If you don't know what you don't know, how can you start to know it!

Key Resources:

- Your exercise books (titles are a good start)
- Your knowledge organisers
- End of unit summaries
- Seneca



REVISE

Put your knowledge to use... regularly

Key Resources:

- Knowledge organisers
- Revision techniques:
 - Create and use flashcards
 - Mind mapping
 - Seneca
 - Etc.


Use active revision techniques e.g. flashcards

Regularly self-test
(do something with those revision resources)

Use spaced repetition –
revisit knowledge before
you forget

Apply your learning e.g.
concept maps/create exam
questions and example
answers

Review your revision
techniques as you go on
(not working? try another)



REASSESS

Ask others to assess you
e.g. quizzes

Complete review
questions then mark

Complete multiple choice
and short answer quizzes

Complete past exam
papers

Make it measurable!

Key points:

- Repeat your practice
- Seneca
- Past Paper questions



Make sure it's worth it!

Key points:

- Are you remembering?
- Are you improving?
- Is it working?
- If not, what will you try to do differently?



REFLECT


Evaluate your performance

Did your performance improve following reassessment?

What revision techniques worked?

What will you change about your approach to revision?

What needs revisiting in the short, medium and long term?



**Hellesdon High School
& Sixth Form Centre**

Enjoy | Achieve | Succeed

How can Parents Support Revision and Achievement?

ROUTINES



SLEEP



BALANCE



**QUIET
DEDICATED
SPACE**



TALK



We are part of...

WENSUMTRUST

FOR CHILDREN, FAMILIES AND COMMUNITIES



**Hellesdon High School
& Sixth Form Centre**

Enjoy | Achieve | Succeed



**JOURNEY TO
EXCELLENCE**

Improving attendance

**IF NOT
now
WHEN?**

Avoiding Conflict

Completing independent learning

Prioritising YOU


Engaging in every second of lessons

Attending additional support

We are part of...



F O R C H I L D R E N , F A M I L I E S A N D C O M M U N I T I E S



Hellesdon High School & Sixth Form Centre

Enjoy | Achieve | Succeed

Getting the Best out of Seneca

Students:

- ✓ Complete your homework
- ✓ Target the things you are worried about
- ✓ Address gaps from absence
- ✓ Take control of your learning

Teachers:

- ✓ Identify gaps and areas of weakness across individuals or the class
- ✓ Change lessons to meet your needs
- ✓ Plan support to meet your needs


Parents:

- ✓ Sign up and reward your child's effort and achievement

We are part of...



F O R C H I L D R E N , F A M I L I E S A N D C O M M U N I T I E S



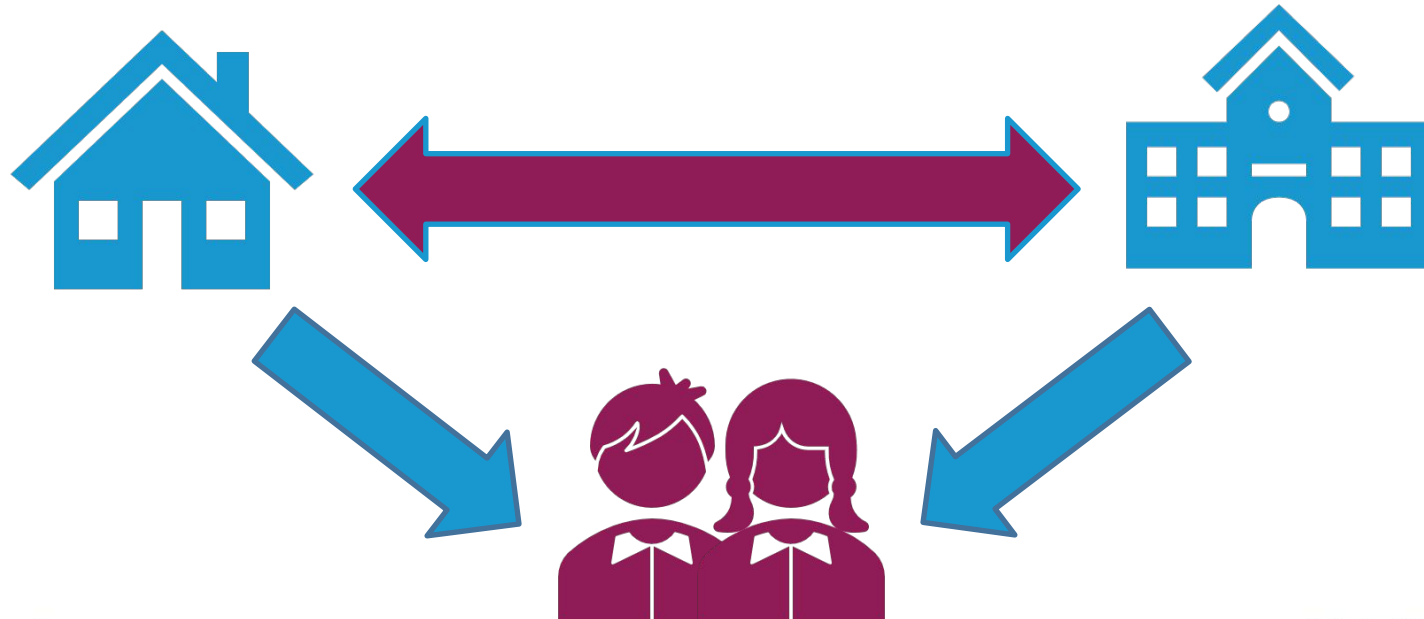


Hellesdon High School & Sixth Form Centre

Enjoy | Achieve | Succeed

Everyone's role in Success

A unified message and good communication between the school and home, provides consistency and routine for your child



Your support for your child is one of the most impactful ways of raising their achievement

The school will provide high quality lessons, interventions, and extended learning opportunities to give your child all they need to achieve

We are part of...



F O R C H I L D R E N , F A M I L I E S A N D C O M M U N I T I E S



**Hellesdon High School
& Sixth Form Centre**

Enjoy | Achieve | Succeed

Everyone's role in Success

... but ultimately, they are your results. We believe you are capable of excellence. Your parents believe you are capable of excellence. Your determination and resilience will make you capable of excellence.

Your
child

raising their
achievement

provide
ons,
and
ing


opportunities to give
your child all they need
to achieve



We are part of...

WENSUM TRUST

FOR CHILDREN, FAMILIES AND COMMUNITIES

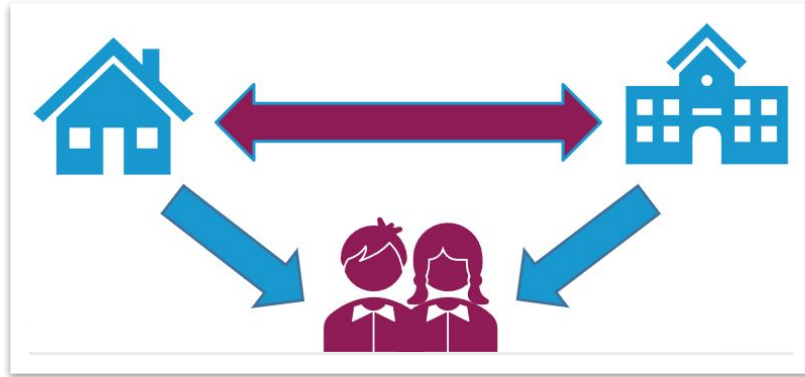


Hellesdon High School & Sixth Form Centre

Enjoy | Achieve | Succeed



JOURNEY TO EXCELLENCE




IF NOT
now
WHEN?

SENECA
Learn better, faster, free.




We are part of...





**Hellesdon High School
& Sixth Form Centre**

Enjoy | Achieve | Succeed



What now...?

- Grab a drink!
- Speak to Heads of Department and subject leads about the courses your child is taking
- Catch a member of leadership for any additional support.

We are part of...

WENSUMTRUST

F O R C H I L D R E N , F A M I L I E S A N D C O M M U N I T I E S