

## Exam board details: **GCSE History**

Which exam board do you use? **Edexcel** [GCSE \(9-1\) History Specification](#) | [Pearson qualifications](#)

How many History exams will my child sit in the summer of 2025? **Three.**

How many topics does my child need to revise? **Four** (note the two separate topics covered in Paper 2).

Exam paper & option code and percentage of overall GCSE marks.	<b>Paper 1 (Option 11)</b>  <b>30%</b>	<b>Paper 2 (Option B4 &amp; P4)</b>  <b>40%</b>	<b>Paper 3 (Option 31)</b>  <b>30%</b>
Topics included and % of overall GCSE mark?	A)The British Sector of the Western Front: injuries, treatment and the trenches [10%]  B) Medicine in Britain, c1250-present [20%]	Superpower relations and the Cold War, 1941-91 [20%]  Early Elizabethan England, 1558-88 [20%]	Weimar and Nazi Germany, 1918-1939 [30%]
Length of exam?	1 hour and 20 minutes	1 hour and 50 minutes	1 hour and 30 minutes
How many marks are on offer in this exam?	52 marks in total  Medicine: 36 marks WW1: 16 marks	64 marks in total  Cold War: 32 marks Elizabeth: 32 marks	52 marks in total

What topics are covered in the first wave of Pre-Public Examinations (PPEs)? **Paper 1 and Paper 3**

What topics are covered in the second wave of Pre-Public Examinations (PPEs)? **Paper 2**

Will my child complete full exam papers in the PPEs? **Yes.**

If you have further questions, please contact Dr Taylor (or your child's class teacher via your child's Google Classroom). Please also refer to additional guidance for supporting your child through their GCSE History course.





Dr Taylor  
Teacher-in-Charge, History  
[mtaylor88rl@nsix.org.uk](mailto:mtaylor88rl@nsix.org.uk)

## How can I support my child to succeed in their GCSE History course?


Dear Parent/Carer,

History is a very well-respected GCSE qualification but while most students find it interesting, many also find it challenging because there are so many topics and questions styles including essay questions. To help support your child's studies, we have put together a small guide which gives some suggestions for how you can support your child along with some suggestions for further websites and resources that can support and/or extend your child's studies. We appreciate your continued support, especially in encouraging completion of all homework and revision for our regular test questions. Please feel free to contact your child's class teacher via their Google Classroom and if you have any further questions or would like guidance on any topic, please don't hesitate to contact us.

Best wishes, Dr Taylor [mtaylor88rl@nsix.org.uk](mailto:mtaylor88rl@nsix.org.uk)

<p><b>Help your child with their History homework</b></p> 	<p>Your child will be asked to complete regular homework tasks. These may consist of doing Seneca tasks, writing essay questions, creating revision materials and revising for upcoming test questions.</p> <ul style="list-style-type: none"> <li>You can help ensure that all homework is completed and handed in on time by regularly checking their check due dates and homework tasks on their Google Classroom and reminding them of what is due and when.</li> <li>You can ask to read their homework and ask them questions about the content.</li> <li>You can encourage your child to contact their teacher (via the Google Classroom) if they are struggling with a task.</li> </ul>
<p><b>Help your child to get organised and know where to look for help</b></p> 	<p>Your child will be issued with knowledge organisers and learning lists and they should use them to identify strengths and gaps in their knowledge. They will also be invited to join Revision Google Classrooms for all four topics where they will find a wealth of revision materials, links to videos and podcasts, exam guidance and more.</p> <ul style="list-style-type: none"> <li>Encourage your child to actively use the learning lists with them and remind them to use resources in the revision classrooms.</li> <li>Consider purchasing a revision guide to support revision. Please see below for suggestions.</li> </ul>
<p><b>Encourage your child to check their knowledge using Seneca</b></p> 	<p>Seneca quizzes are directly aligned to the exam boards we use. Teachers will often set Seneca tasks and ask students to repeat quizzes. They keep track of your child's scores and use them to identify strengths and weaknesses.</p> <p>*Encourage your child to take these quizzes seriously and repeat them when asked. Ask them how they did and which questions were harder and why. *Challenge: Encourage your child to use Seneca for extra revision, even if they haven't been set specific tasks.</p>
<p><b>Encourage attendance at revision/booster sessions</b></p> 	<p>The History Department will be offering regular after school revision sessions and we really value your support in encouraging and rewarding attendance at them.</p> <p>The sessions will usually cover topic content combined with the important exam skills that are essential to succeed in their History exams. The sessions are smaller than regular lessons and so your child will have the opportunity to receive personalised feedback and support. No homework will be set for these sessions.</p>

## Resources for Paper 1




This is a classic revision guide and will support the development of their historical skills. It will also be useful in Y11 as we begin to build the student's overall knowledge of the periods. It also has practice question guidance. Available from Amazon.co.uk.

\*\*Please note: we have scanned sections of this guide. Please ask your child's teacher for information.

*Additional websites we recommend:*

[GCSE History - Edexcel - BBC Bitesize](#)

## Resources for Paper 2




As above, these Guides and Workbooks will support the development of historical skills and content knowledge. Available from Amazon.co.uk.

*Additional websites we recommend:*

*Early Elizabeth England:* [Elizabeth I - GCSE History Revision - Edexcel - BBC Bitesize](#)  
*Superpower Relations:* [Superpower relations and the Cold War, 1941-1991 - The Cold War overview - Edexcel - GCSE History Revision - Edexcel - BBC Bitesize](#)

These are the BBC Bitesize sites with lots of relevant resources including mini-knowledge tests and exam skills.

## Resources for Paper 3



As above, this Guide and Workbook will support the development of historical skills and content knowledge.

Available from Amazon.co.uk. Price listed (Oct 2023): £5.99.


*Additional websites we recommend:*

[The origins of the Republic, 1918–19 - The Weimar Republic 1918-1929 - Edexcel - GCSE History Revision - Edexcel - BBC Bitesize](#) [This is the BBC Bitesize link; lots of relevant resources including mini-knowledge tests]

[Weimar and Nazi Germany](#) [a great portal with lots of resources]


[https://www.youtube.com/playlist?list=PLmh5yLjGT\\_hbN7x2CjGEnRQtHBoB5FcOx](https://www.youtube.com/playlist?list=PLmh5yLjGT_hbN7x2CjGEnRQtHBoB5FcOx)

[A YouTube channel devoted to Weimar and Nazi Germany – lot of video clips to support understanding]




This revision guide does cover all of the units we teach however it does not cover the skills in as much detail. As the new 9-1 GCSE tests the students on a wider range of historical skills, we still recommend the Pearson e revision guides although this guide would support the content equally well.

Available from Amazon.co.uk. Price listed (Jan 2023): £6.95




GCSE History Edexcel Topic Guides. They have guides for each unit.

Available from Amazon.co.uk. Price listed (Jan 2023): £6.60




This is the new Oxford Revision Guide. They have guides for each unit.

They are clearly laid out and also have lots of knowledge quizzes. Available from Amazon.co.uk. Price listed (Oct 2023): £5.99



For students who enjoy History but find the content and skills overwhelming, a series of intervention books are available. They are called 'Target 5 Edexcel GCSE (9-1) History Intervention workbooks' and target key misconceptions and barriers to help your child get back on track. They address areas of underperformance in a systematic way, with a unique approach that builds, develops and extends students' skills. In addition, they help with preparation for the new GCSE (9-1) assessments with exercises focused around exam-style questions and provide ready-to-use examples and activities. You can buy one for each of the 4 Units. Available from Amazon.co.uk. Price listed (Oct 2023): £5.99



For students who enjoy History and want to achieve the top grades, Pearson has also introduced Target 9 intervention books. Available from Amazon.co.uk. Price listed (Oct 2023): £5.99

Please speak to your child's teacher if you are unsure which would be best to purchase.



You may also purchase these packs of revision cards (all units sold separately). They come with a free online revision guide and workbook. Available from Amazon.co.uk. Price listed (Oct 2023): £4.99

### **Paper 1: Medicine through Time resources:**

[Change and continuity across time - Medicine in Britain overview - Edexcel - GCSE History Revision](#)

[Religious beliefs and superstitions - Medicine in medieval England, c.1250-c.1500 - Edexcel - GCSE History Revision](#)

[The Church versus scientific learning - The medical Renaissance in England, c.1500-c.1700 - Edexcel - GCSE History Revision](#)

[Medicine in 18th- and 19th-century Britain, c.1700-c.1900 - Edexcel - GCSE History Revision](#)

[Factors that have influenced medicine in the 20th century and beyond - Medicine in modern Britain, c.1900-present - Edexcel - GCSE History Revision - Edexcel - BBC Bitesize](#)

[History: Edexcel GCSE Medicine in Britain, 1250-Present](#) (Seneca resources)

### **Paper 1: WW1 Injuries and treatment:**

[Medicine on the British sector of the Western Front, 1914-1918 - GCSE History Revision - Edexcel - BBC Bitesize](#)

### **Paper 2: Early Elizabethan England 1558-1588 resources:**

[Elizabeth I - GCSE History - BBC Bitesize](#)

[GCSE History podcasts - Elizabeth I - BBC Bitesize](#)

[Elizabethan England - GCSE History - BBC Bitesize](#) (videos)

[Study Notes for GCSE History: Early Elizabethan England, 1558-1588 | Collections](#)

▶ [What to expect... Edexcel GCSE Elizabethan England](#)

### **Paper 2: Superpower relations and the Cold War, 1941-91 resources:**

[Superpower relations and the Cold War, 1941-1991 - The Cold War overview - Edexcel - GCSE History Revision - Edexcel - BBC Bitesize](#)

<https://www.pearsonschoolsandcolleges.co.uk/asset-library/pdf/Secondary/history/edexcel-gcse-history/samples/revise-edexcel-gcse-history-superpower-relations-revision-guide-and-workbook.pdf>

<https://senecalearning.com/en-GB/seneca-certified-resources/superpower-relations-and-the-cold-war-1941-91-gcse-edexcel/>

### **Paper 3: Weimar and Nazi Germany, 1918-1939 resources:**

[Weimar and Nazi Germany, 1918-39 - Weimar Germany overview - Edexcel - GCSE History Revision - Edexcel - BBC Bitesize](#)

[Germany \(1924 - 1945\) - GCSE History - BBC Bitesize](#) (videos)

<https://senecalearning.com/en-GB/seneca-certified-resources/wiemar-and-nazi-germany-1918-39/>

### **Exam skills**

[GCSE History podcasts - Exam Skills - BBC Bitesize](#)

▶ [Technique: Paper 1 walkthrough](#)

▶ [Technique: Paper 2 walkthrough](#)

▶ [Technique: Judgement questions \(Paper 1 - Medicine, Paper 2 - Elizabeth\)](#)

▶ [Technique: Paper 3 walkthrough](#)




# How do we revise for history?



Three common revision techniques that are **LEAST** effective in helping you revise are:

- Highlighting texts
- Re-reading
- Summarising text



Whilst these methods may feel like you are revising, there are many better methods to help you revise.



## Flashcards

Simply create with questions on side and answers on the other side. You can colour code for specific topics and quiz yourself or others.



Post its can be also useful for key words and timelines

## Using Flashcards

Using the Leitner Method, using the video below <https://youtu.be/C20EvKtdJwQ>

You can also create excellent flashcards online or on your phone using Quizlet which also had an app.

## How to use in history

There are a variety of ways to use flashcards in revision for the skills you need

### Key Terms

Create for key words and terms




### Causation

Create for the causes of events or progress



### Judgments

Create an agree or disagree argument against a quote



### Narrative

Create to show a narrative of events in order



## Retrieval Practice

Testing what you know is a powerful tool in revision, the effort to remember something really strengthens your memory


Apps such as Memrise and Quizlet allow you to use or create your own quizzes based on topics.

Create them, test yourself or get someone to test you, it's works!

## Types

There are a number of types you can create:

- Multiple Choice Questions
- True or False
- Short Explanation Questions
- Odd One Out
- If this is the answer then what is the question



## How to use in history

### Spaced

Test on old and new topics mixed up

### Knowledge Organisers

Use to create 'must know' quizzes for a topic

### Factors/Causes/Consequences

To identify 2-3 factors, causes of an event/person e.g. The rising against Tostig

### Examples

'Give two examples of.....'

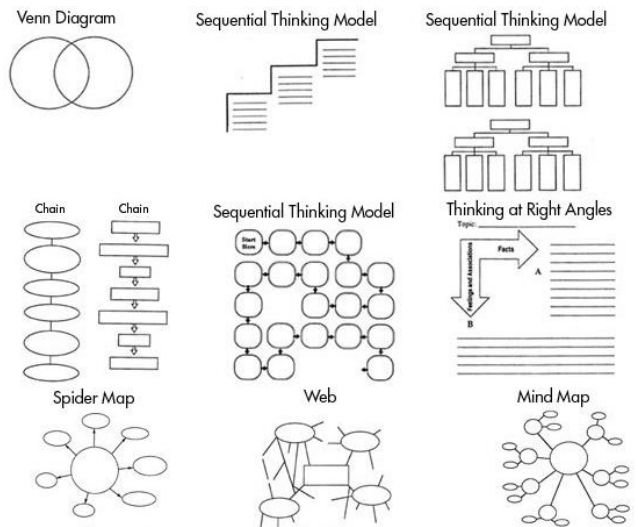
## Transform It

Graphic organisers are a great way of 'transforming' your notes/information into visual revision topics.

They can be used to create links, show a narrative, identify the causes/consequences and importance of something.


## How to use in history

1. **Causation** – Create a visual flow diagram of the chronological events in a time period e.g. American West
2. **Change and Continuity** – Create a Venn diagram to show what changed and did not in medical time period
3. **Concept Mapping**– At the end of a week, mind map all you can remember about a topic and link area together. Then add to your mind map using a different colour using notes



## How to:

1. Use simple drawings with matching simple descriptions
2. The drawing should represent your understanding of the topic
3. Try to draw links between images



## Dual Coding

Dual coding' is the method of putting your knowledge into visual form alongside words. It increases the chances of you remembering it.



An example activity you can do its creating a comic strip to represent the events of the Battle of Hastings

# How do we revise for history?

## Deliberate Practice

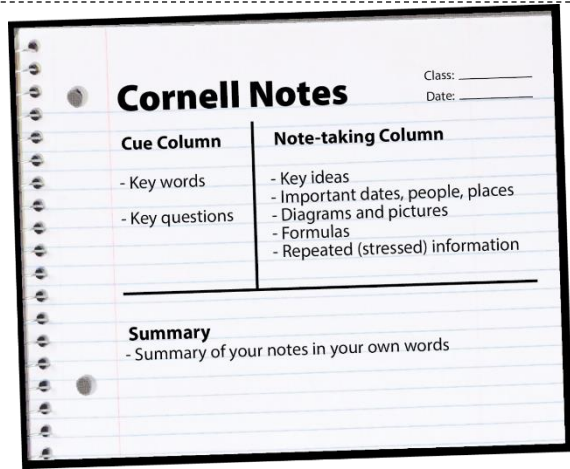
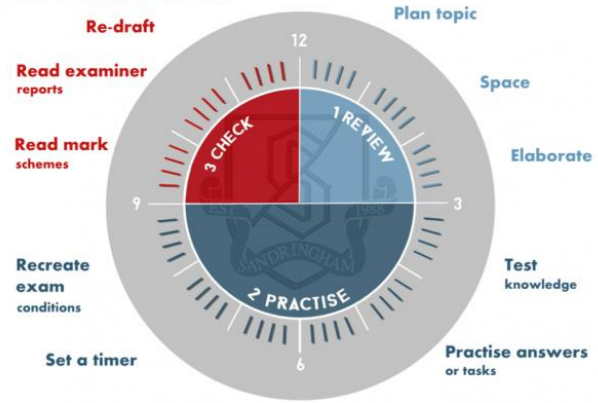
Set aside time to practice improving your knowledge or historical skills. Choose what you need to do, it must be tough enough to challenge you, and practice, practice, practice!

You should focus on something that you are *almost* able to do but *not just yet!*

### How to use in history

1. Use a model answer from the teacher, pull it apart and identify the key parts. Then answer a similar question and try to replicate
2. Study material, complete practice questions in timed conditions. Then use your notes to correct / improve your answer. A week later, redo a similar question. Repeat as necessary.

### THE MEMORY CLOCK



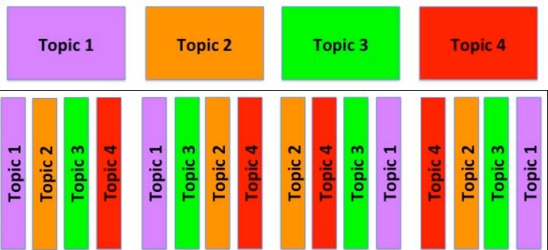
## The Cornell Method

This method can be used in your revision books as a great method to get you to 'think' about your revision. Simply split your page into 3 sections as shown on the diagram on the left:

- Note Taking
- Cues
- Summary

### How to use in history

- Use it to summarise a whole topic or theme, for example
- How did medical treatment change or continue over time?
  - Methods used by William to control England
  - How Hitler became Dictator by 1934



## Interleaving and Spacing

Don't revise your all topics in one go (cramming), you should revise 'chunks' of a topic for small amounts of time (15 minutes) and then move onto another 'chunk' from a different topic. This will improve your memory!

e.g. 15 minutes on Medicine, then Germany then American West

### How to use in history

1. Create a revision plan to cover topics you need to cover (least confident first!) and then go back over them again later. Spread out your learning in small sections, 5 hours to 5 x 1 hour
2. Use your flashcards to self test yourself on old and new topics, self testing across these



## The Big Picture

The best way to aid your understanding of history is to make sure you are confident with the big 'overview' story before you begin revising individual topics.



### How to use in history

1. Create a timeline to identify the key events in a topic and colour code the themes. E.g. Westward Settlement and Indian Conflict in the American West
2. Mapping out what you can remember about a topic before you start, e.g. The treatment of disease through time or the Weimar Republic 1919-1929

## The basics

Simply, make sure you eat, sleep and take time out!