



# Reading and Early Phonics

<https://www.littlewandlelettersandsounds.org.uk/>


We are part of...

**WENSUM**TRUST

F O R C H I L D R E N , F A M I L I E S A N D C O M M U N I T I E S



Our school has chosen *Little Wandle Letters and Sounds Revised* as our Systematic Synthetic Phonics (SSP) programme to teach early reading and spelling.



We are part of...



F O R C H I L D R E N , F A M I L I E S A N D C O M M U N I T I E S

“

**Phonics is:  
making connections between the sounds  
of our spoken words and the letters that  
are used to write them down.**

”

We are part of...

**WENSUMTRUST**

### Reception

Autumn 1 Phase 2 graphemes	New tricky words
s a t p l n m d g o c k c k e u r h b f l	is I the

Autumn 2 Phase 2 graphemes	New tricky words
ff ll ss j v w x y z zz qu ch sh th ng nk <ul style="list-style-type: none"> <li>• words with -s /s/ added at the end (hats sits)</li> <li>• words ending in s /z/ (his) and with -s /z/ added at the end (bags sings)</li> </ul>	put* pull* full* as and has his her go no to into she push* he of we me be

\*The tricky words 'put', 'pull', 'full' and 'push' may not be tricky in some regional pronunciations, in which case they should not be treated as such.

Spring 1 Phase 3 graphemes	New tricky words
at ee lgh oa oo oo ar or ur ow ol ear air er <ul style="list-style-type: none"> <li>• words with double letters</li> <li>• longer words</li> </ul>	was you they my by all are sure pure







Spring 2 Phase 3 graphemes	No new tricky words
Review Phase 3 <ul style="list-style-type: none"> <li>• words with double letters, longer words, words with two or more digraphs, words ending in -ing, compound words</li> <li>• words with s /z/ in the middle</li> <li>• words with -s /s/ /z/ at the end</li> <li>• words with -es /z/ at the end</li> </ul>	Review all taught so far

We are part of...

Phase 2 grapheme information sheet

Autumn 1

Grapheme and mnemonic	Picture card	Pronunciation phrase	Formation phrase
s s	 snake	Show your teeth and let the s hiss out ssssss ssssss	Down the snake from head to tail.
a a	 astronaut	Open your mouth wide and make the a sound at the back of your mouth a a a	Around the astronaut's helmet and down into space.
t t	 tiger	Open your lips; put the tip of your tongue behind your teeth and press t t t	Down the tiger and across its neck.
p p	 penguin	Bring your lips together, push them open and say p p p	Down the penguin's back, up and around its head.
i i	 iguana	Pull your lips back and make the i sound at the back of your mouth i i i	Down the iguana and dot the leaf.
n n	 net	Open your lips a bit, put your tongue behind your teeth and make the nnnnn sound nnnnn	Down, up and over the net.
m m	 mouse	Put your lips together and make the mmmmm sound mmmmm	Down, up and over the mouse's ears.

Grapheme and mnemonic	Picture card	Pronunciation phrase	Formation phrase
u u	 umbrella	Open your mouth wide and say u u u	Down and around the umbrella and back to the ground.
r r	 rainbow	Show me your teeth to make a rrrrr sound rrrrr rrrrr	From the cloud to the ground and over the rainbow.
h h	 helicopter	Open your mouth and breathe out sharply h h h	Down, up and over the helicopter.
b b	 bear	Put your lips together and say b as you open them b b b	Down the bear's back, up and around its tummy.
f f	 flamingo	Open your lips a little; put your teeth on your bottom lip and push the air out to make the sound ffff	Down the flamingo to its foot and across its wings.
l l	 lollipop	Open your mouth a little; put your tongue up to the top of your mouth, behind your teeth, and press lllll lllll	Down the lollipop stick.

Sounds taught in  
Autumn 1 (Sept- end  
of Oct)

We are part of...

WENSUMTRUST






Taught in Spring 1 and from that point on we focus on reading longer words e.g. popcorn and tricky words in preparation for Y1

We are part of...

Grapheme	Catchphrase	Pronunciation phrase
ai	 tail in the rain	Open your mouth wide and say ai ai ai
ee	 sheep in a jeep	Smile with your lips apart and say ee ee ee
igh	 a light in the night	Open your mouth in a relaxed way and say igh igh igh
oa	 soap that goat	Make an 'o' with your mouth and say oa oa oa

Grapheme	Catchphrase	Pronunciation phrase
oo	 hook a book	Pucker your lips and keep them small as you say oo oo oo
oo	 zoom to the moon	Open your mouth just a bit, put your hand on your tummy, pull your tummy in and say oo oo oo
ar	 march in the dark	Open your mouth wide, push your tongue down and say ar ar ar
or	 born with a horn	Make an 'o' with your mouth, push your tongue down and say or or or

Grapheme	Catchphrase	Pronunciation phrase
ur	 curl the fur	Open your mouth in a relaxed way, push your tongue down and say ur ur ur
ow	 wow owl	Open your mouth wide then move your lips together as you say ow ow ow
oi	 boing boing	Make an 'o' with your mouth then move your lips out as you say oi oi oi

Grapheme	Catchphrase	Pronunciation phrase
ear	 get near to hear	Smile with your lips apart, push your tongue to your teeth as you say ear ear ear
air	 chair in the air	Open your mouth wide, push your tongue down as you say air air air
er	 a bigger digger	Open your mouth in a relaxed way, push your tongue down and say ur ur ur



# Parent Resources

<https://www.littlewandle.org.uk/resources/for-parents/>



**Phase 2 sounds taught in  
Reception Autumn 1**

We are part of...



- Teacher led blending
- Segmenting the individual sounds and blending.
- Oral blending comes first



We are part of...

**WENSUM**TRUST

Little Wandle Letters and Sounds Revised Reception  
Child assessment

Autumn 1

m	a	p	c	o
s	g	k	u	h
i	t	n	r	f
d	ck	e	b	l

sat man hug red peck


We are part of...

How we find the right book for your child

We send a copy the assessments home so you can support your child too.

# Reading at home

- Your child should be able to read their book without your help.
- They might sound out words and blend them before they read them fluently.
- If they can't read a word, read it to them.
- Talk about the book and celebrate their success.



We are part of...

**WENSUM**TRUST

Wordless books are invaluable as they teach reading behaviours and early reading skills to children who are not blending – yet!



- Talk about the pictures.
- Point to the images in the circles and find them on the page.
- Encourage your child to make links from the book to their experiences.

We are part of...

**WENSUM TRUST**

# My Top tips

Having a set of the cards at home can really help! They cost around £7 on amazon.



We are part of...

WENSUMTRUST



# More games .....

- **ICT games**

Phoneme pop  
Phonic play  
Top Marks



alphabet  
sound jump!

THE IMAGINATION TREE

- **Physical games**

- Target style games-using beanbags, water pistols, brooms,
- Hopscotch

We are part of...

WENSUM TRUST