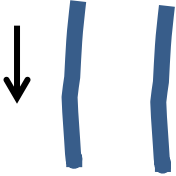
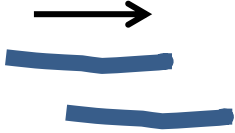
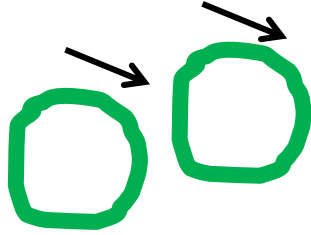
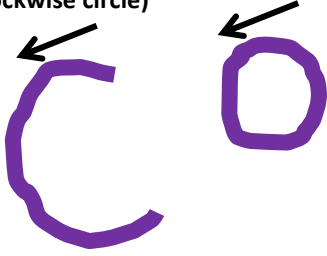
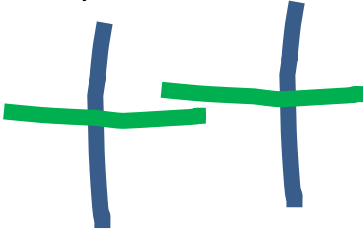

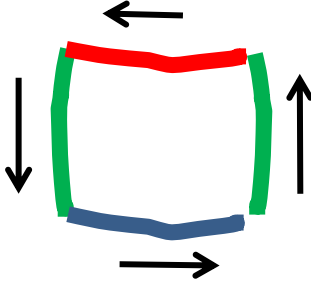

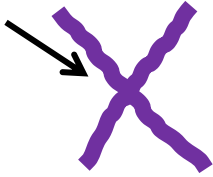
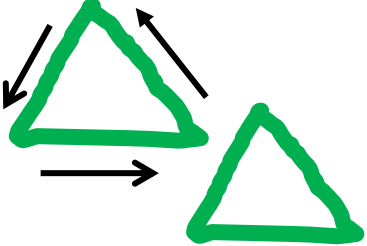


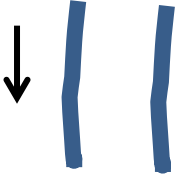
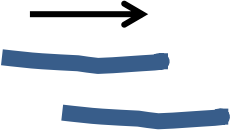
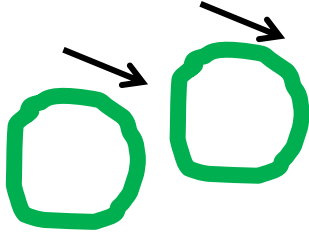
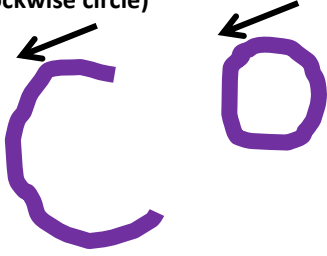
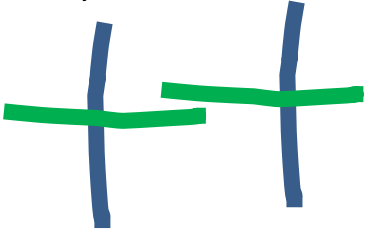

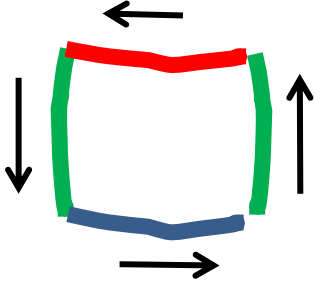

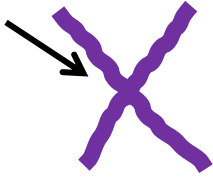
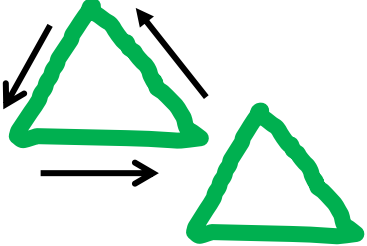



Developmental Writing Patterns – Large Movements first then Small Movements (Updated January 2025)

<p>1. Fireman's Pole (vertical)</p> 	<p>2. Jumping Jacks (horizontal)</p> 	<p>3. Roly Polys (clockwise circle)</p> 	<p>4. Curly Caterpillars (anti-clockwise circle)</p> 
<p>5. Crazy Lasers (down then across)</p> 	<p>6. Slippery Slides</p> 	<p>7. Treasure Chests</p> 	<p>8. Slippery Slides (part 2)</p> 
<p>9. X Marks the Spot</p> 	<p>10. Tricky Woos</p> 	<p>11 Stay on Track (Retraces: draws down then up same line).</p> 	<p>12. Lazy Eights</p> 

Developmental Writing Patterns – Large Movements first then Small Movements (Updated January 2025)

<p>1. Fireman's Pole (vertical)</p> 	<p>2. Jumping Jacks (horizontal)</p> 	<p>3. Roly Polys (clockwise circle)</p> 	<p>4. Curly Caterpillars (anti-clockwise circle)</p> 
<p>5. Crazy Lasers (down then across)</p> 	<p>6. Slippery Slides</p> 	<p>7. Treasure Chests</p> 	<p>8. Slippery Slides (part 2)</p> 
<p>9. X Marks the Spot</p> 	<p>10. Tricky Woos</p> 	<p>11 Stay on Track (Retraces: draws down then up same line).</p> 	<p>12. Lazy Eights</p> 