



JOURNEY TO EXCELLENCE

BE AMBITIOUS

BE PREPARED

BE ORGANISED

BE AN EXPERT

BE FOCUSED

BE PRACTISED

**Evening 1 – Approaching the Finishing Line – Thursday
16 October 2025**



Mr James Read
Assistant Principal for
Progress and Achievement



Mr Niall Sully
Assistant Principal for
Raising Achievement


Achievement → The outcomes that our students achieve
Progress → The journey they take to get there.



What are our priorities...

1. To **provide you** with the tools needed to achieve outstanding results
2. To **provide you** with the environment needed to achieve outstanding results
3. To **provide you** with the support needed to achieve outstanding results

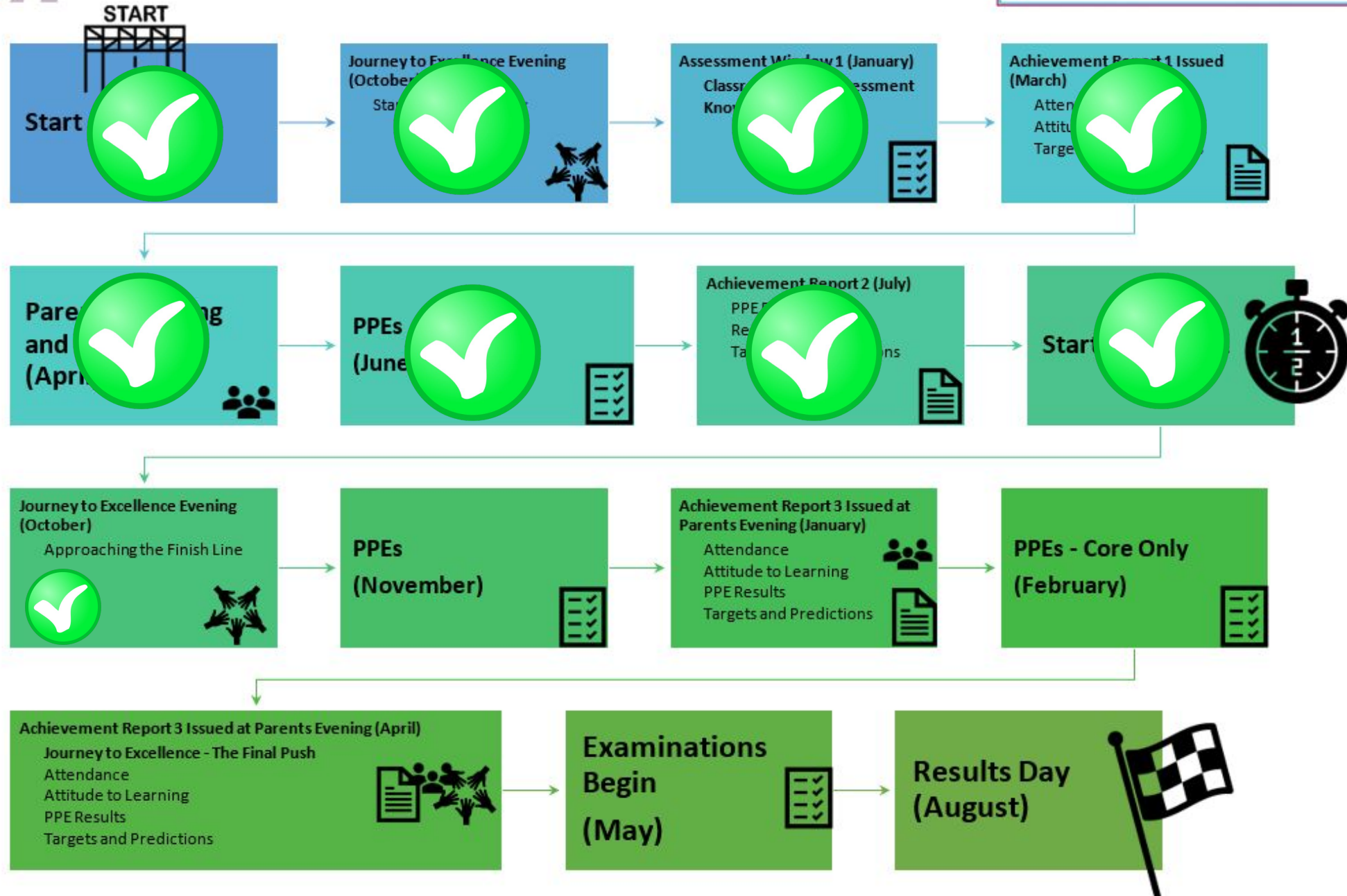
HELLESDON
HIGH SCHOOL



HIGH SCHOOL



Journey to Excellence - Overview





JOURNEY TO EXCELLENCE

What will Y11 Journey to Excellence look like:

- Information evening
- Intervention programmes
- PPEs (mocks)
- Reports
- Parents' Evenings
- Etc.



HELLESDON
HIGH SCHOOL


Start of Year 11




1. How do you reflect on your efforts in Year 10?
2. Are you committed in every course you take?
3. What will you do differently this year?
4. How are you coping with the idea of examinations this year?

**HELLESDON
HIGH SCHOOL**



- 
1. How clear are you about the road ahead?
 2. What can you do to better prepare yourself?

HELLESDON
HIGH SCHOOL




1. What have you learnt, understood and remembered from the first year of lessons?
2. Can you show your potential in your assessments?

HELLESDON
HIGH SCHOOL




1. How is your effort reflected in your predictions?
2. What are your next steps?
3. Where are you flying?





1. Do you feel more confident in your exam practice?
2. What can you demonstrate about your potential before the real exams?



Achievement Report 3 Issued at Parents Evening (March)

Journey to Excellence - The Final Push

Attendance

Attitude to Learning

PPE Results

Targets and Predictions




Examinations Begin (May)



Results Day (August)



- 
1. How is your effort reflected in your predictions?
 2. What last minute changes can you make?
 3. Where are you flying?



JOURNEY TO EXCELLENCE

So...

- How do you want to feel in 7 months when you begin your exams?
- How do you want to feel in 10 months when you open the envelope?
- Where do you want to be studying this time next year?

**Results Day
(August)**



Art
Graphics
Photography
IT
Construction
Engineering
Hair & Beauty
Catering
Resistant Materials

Drama
Health & Social Care
Media Studies
Music
PE
Languages

All of these subjects have practical or coursework components



HELLESDON
HIGH SCHOOL

VOCATIONAL REMINDER...

You will go into your examinations knowing that you have already achieved the best marks possible.

Support Available:

- ★ **Vocational support days** to give you focused time to achieve
- ★ **Clear deadlines** from us to parents so you can stay on top of your submissions

**Action for tonight: Are your internally assessed units up to your potential?
Ask you teachers what you can do about it!**



Preparing for PPEs - Making Y11 our Priority



HELLESDON
HIGH SCHOOL

November PPEs begin on Monday 19th November



WEEK 1

Provisional PPE Timetable – November 2025

Day	AM Sitting (9.00am - 10.45am)	PM Sitting (1.15pm – 3.00pm)
Mon 17/11	<i>English Language 1hr 45mins</i>	<i>Business 1hr 30mins</i>
Tues 18/11	<i>Maths 1hr 30mins</i>	<i>History 1hr 20mins</i>
Weds 19/11	<i>Biology (C) 1hr 15mins (T) 1hr 45mins</i>	<i>Computer Science 1hr 30mins Construction 1hr 15mins (IT Room)</i>
Thurs 20/11	<i>Sociology 1hr 45mins</i>	<i>iMedia 90mins Hospitality 80mins</i>
Fri 21/11	<i>Chemistry (C) 1hr 15mins (T) 1hr 45mins</i>	<i>French/Spanish Writing Engineering 1hr 30mins</i>

Action for tonight: Make sure you know what knowledge will be tested in your November PPEs

November PPEs begin on Monday 19th November

WEEK 2

Mon 24/11	<i>English Literature 2hrs 15mins</i>	<i>History 55mins</i>
Tues 25/11	<i>Geography 1hr 45mins</i>	<i>Computer Science 1hr 30mins Media 1hr 30mins (AV) PE 1hr</i>
Weds 26/11	<i>Resistant Materials 1hr 45mins Drama 1hr 45mins</i>	<i>French Reading and Listening (K5, K6) Spanish Reading and Listening (L1, A11) Maths 2nd Tier Paper 1hr 30 mins</i>
Thurs 27/11	<i>Physics (C) 1hr 15mins (T) 1hr 45mins</i>	<i>Catch up in L1</i>
Fri 28/11	<i>Music</i>	
	<i>Catch up in L1</i>	<i>Catch up in L1</i>

Action for tonight: Make sure you know what knowledge will be tested in your November PPEs

Practical PPEs

Day	All Day – Practical PPE
3 rd and 4 th November	11C - Photography
6 th and 7 th November	11A - Photography
1 st and 2 nd December	Art (all classes)
4 th and 5 th December	Graphics (all classes)

Action for tonight: Make sure you know what knowledge will be tested in your November PPEs

Your Exam Day

Session	Time	Activity	Student Guidance
PRE-EXAM	0800	Informal Revision and Refreshment	<ul style="list-style-type: none"> • Olympus Cloakroom - Space for students to quietly review • Refreshments available • Wellbeing support
MORNING EXAM ARRANGEMENTS	0825	Registration	<ul style="list-style-type: none"> • Arrive for 8.25am • Register in tutor rooms • Tutors to escort students down to the hall/send to warm-up rooms
	0830	Warm-ups	<ul style="list-style-type: none"> • Participate in retrieval activities for key knowledge, led by your subject teachers
	0850	Exam Room Opening	<ul style="list-style-type: none"> • Listen to your teacher's final messages • Depart the warm-up room and make your way calmly to your exam room by the assigned route
	0900	Exam Sitting 1	<ul style="list-style-type: none"> • Find your seat • Listen to the invigilator's instructions • Do your best!
	1050 (approx.)	End of Exam Sitting 1	<ul style="list-style-type: none"> • Depart the room in silence • Collect your bag • Return to your timetabled lessons
	1050	Break	<ul style="list-style-type: none"> • Get some fresh air • Hydrate

Before school space to grab a drink, snack and focus.

Register as normal!

Know your room and seat in advance.

MID-DAY	1110	Lesson	<ul style="list-style-type: none"> Engage in your normal lesson with exemplary effort
	1210	Early Lunch	<p>Olympus Cloakroom, A block, Tennis courts (FIELD OUT OF BOUNDS)</p> <ul style="list-style-type: none"> Get some fresh air Hydrate

Register as normal!

Register for Period 4
as normal!

HELLESDON
HIGH SCHOOL

Your Exam Day

AFTERNOON EXAM ARRANGEMENTS	1250	Warm-ups	<ul style="list-style-type: none"> Participate in retrieval activities for key knowledge, led by your subject teachers
	1310	Exam Room Opening	<ul style="list-style-type: none"> Listen to your teacher's final messages Depart the warm-up room and make your way calmly to your exam room by the assigned route
	1315	Exam Sitting 2	<ul style="list-style-type: none"> Find your seat Listen to the invigilator's instructions Do your best!
	1445 (approx.)	End of Exam Sitting 2	<ul style="list-style-type: none"> Depart the room in silence Collect your bag
POST-EXAM	1455	Booster/Intervention	<ul style="list-style-type: none"> Attend your booster or intervention promptly

Know your room and seat in advance.

Common Parental Questions

Q. How can I get information about exam stress and wellbeing?

A. Please speak to Mike Reid and Stuart Bailey about our pastoral support. Attend our future workshops

Q. How can I get more information about career paths and Sixth Form.

A. Please speak to Mrs Warnock (Careers Advisor) and Mr Taylor (Director of Sixth Form).

Q. Can I get the curriculum, revision guide list, key exams dates?

A. Our Heads of Department and subject leads are here with support material and guidance.

Q. How do I support my child at home?

Q. What does good revision look like?

HELLESDON
HIGH SCHOOL



JOURNEY TO EXCELLENCE

Our investment in Year 11...

- New Assistant Principal Raising Achievement
- Year groups - Key Stage 4 Lead, HOY
- Progress tutors in English and Maths
- Subject Tutor Programme
- Strive for 5 Programme
- Aspire 9 Programme
- Subject after school Intervention
- Parental workshops - Revision, Wellbeing, Preparation for Exams





Subject Tutor Programme: English, Maths and Science tutor sessions delivered by subject staff.



New for Y11



Olympus Cloakroom: Your dedicated Study Space before school at break and at lunch.



Exam Day: Built around you, and with an early dedicated lunch time.



Revision Skills: Revision strategy weeks to help you build those techniques.

Reteach Weeks: After your PPEs, a whole-school focus on reflections and improvements.



BE AMBITIOUS

BE ORGANISED

BE FOCUSED

BE PREPARED

BE AN EXPERT

BE PRACTISED

REVISION SKILLS

REVISE. REVIEW. SUCCEED.

Revision Week




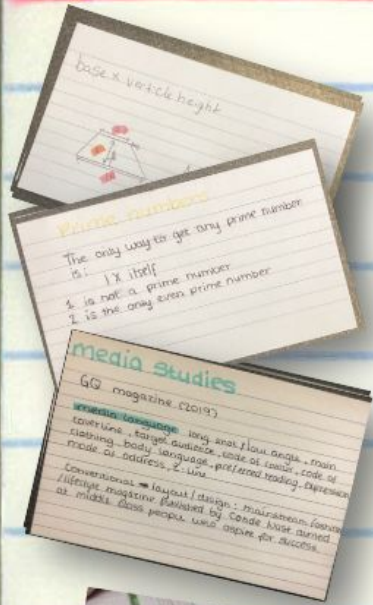





REVISION SKILLS



REVISE. REVIEW. SUCCEED.



BE AMBITIOUS	BE PREPARED
BE ORGANISED	BE AN EXPERT
BE FOCUSED	BE PRACTISED



REVISION SKILLS

TOPIC: English Lit: Ozymandias

DATE: 3rd Feb

1. Use this space to list or mindmap all your knowledge about this topic.

WHERE → Paper 2, Section B, Power & Conflict.

Summary → The shattered remains of an ancient statue of a king are described

- They are in the desert surrounded by nothing.
- The inscription beneath the statue indicates he was arrogant and obsessed with power.

Meaning/ Messages →

- The corrupting influence of power
- The ultimate power of nature over man

3 Quotes

- 'Sneer of ^{disappointed} cold ^{emotionless} command' ← tyranny
- 'Look on my works, ye Mighty, and despair'
↑ command ↑ Capitals
- 'Nothing beside remains.' ← irony, abrupt, isolation

2. Now check your revision guide/book and use this space to list any information you missed in your blurt.

← The narrator meets a traveller who tells him about the statue.

- * Written as a sonnet (usually love themed) reflecting his ego.
- * Iambic pentameter mirrors his tyrannical control
- * Inspired by unearthing of statue of 'Rameses II'.
- * Pharaoh's believed their power was divine and would live-on.

3. Use this space to note priorities and methods for revision.

Context →
Structure → Seneca.



HELLEDON
HIGH SCHOOL

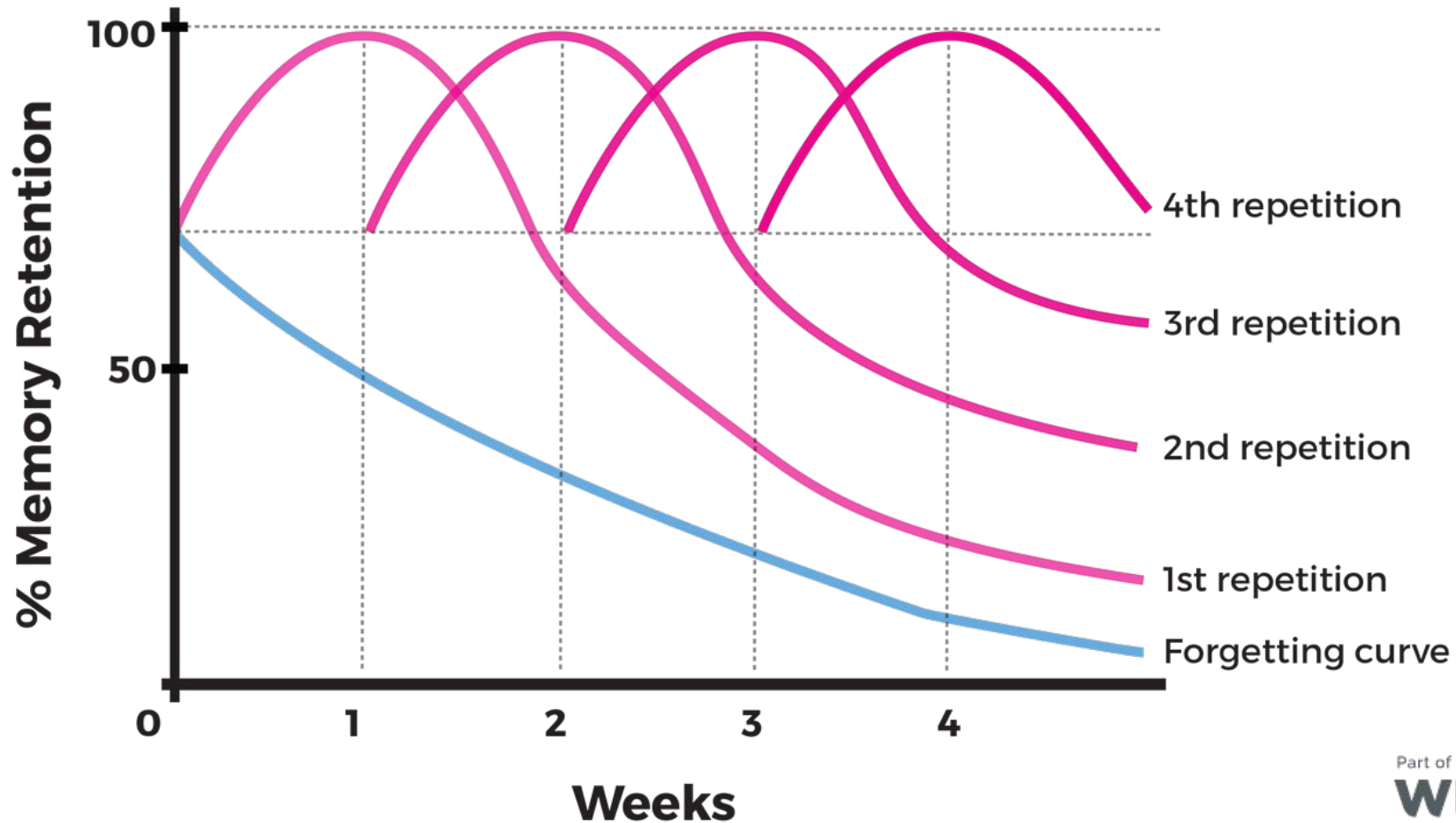
Reteach Week

Closing Gaps. Addressing Misconceptions. Raising
Achievement



Curve of Forgetting

For newly learned information



The best is
when we are
together.



What we do together

- Look at common mistakes
- Look at common misunderstandings
- Dedicate class time to reteaching and improving our knowledge

What you do independently

- Look at your mistakes
- Look at your misunderstandings
- Dedicate home learning time to improving your knowledge.

The 4 'R's



REVIEW

Know what needs to be revised

Complete review questions then mark

Organise what you already know on a blank page

Identify gaps

Create a revision plan – focus on what you find hard



REVISE

Use active revision techniques e.g. flashcards

Regularly self-test (do something with those revision resources)

Use spaced repetition – revisit knowledge before you forget

Apply your learning e.g. concept maps/create exam questions and example answers

Review your revision techniques as you go on (not working? try another)



REASSESS

Ask others to assess you e.g. quizzes

Complete review questions then mark

Complete multiple choice and short answer quizzes

Complete past exam papers



REFLECT


Evaluate your performance

Did your performance improve following reassessment?

What revision techniques worked?

What will you change about your approach to revision?

What needs revisiting in the short, medium and long term?


 **1. Proven Impact
on Exam
Performance**

 **2. Interactive
and Engaging
Learning**




SENECA

Free interactive content to
keep students engaged

 **3. Tracks Progress
and Identifies Gaps**

 **5. Accessible
Anytime, Anywhere
and Free!**

 **4. Curriculum-
Matched Content for
Every Subject**

How can Parents Support Revision and Achievement?

ROUTINES



SLEEP



BALANCE



**QUIET
DEDICATED
SPACE**

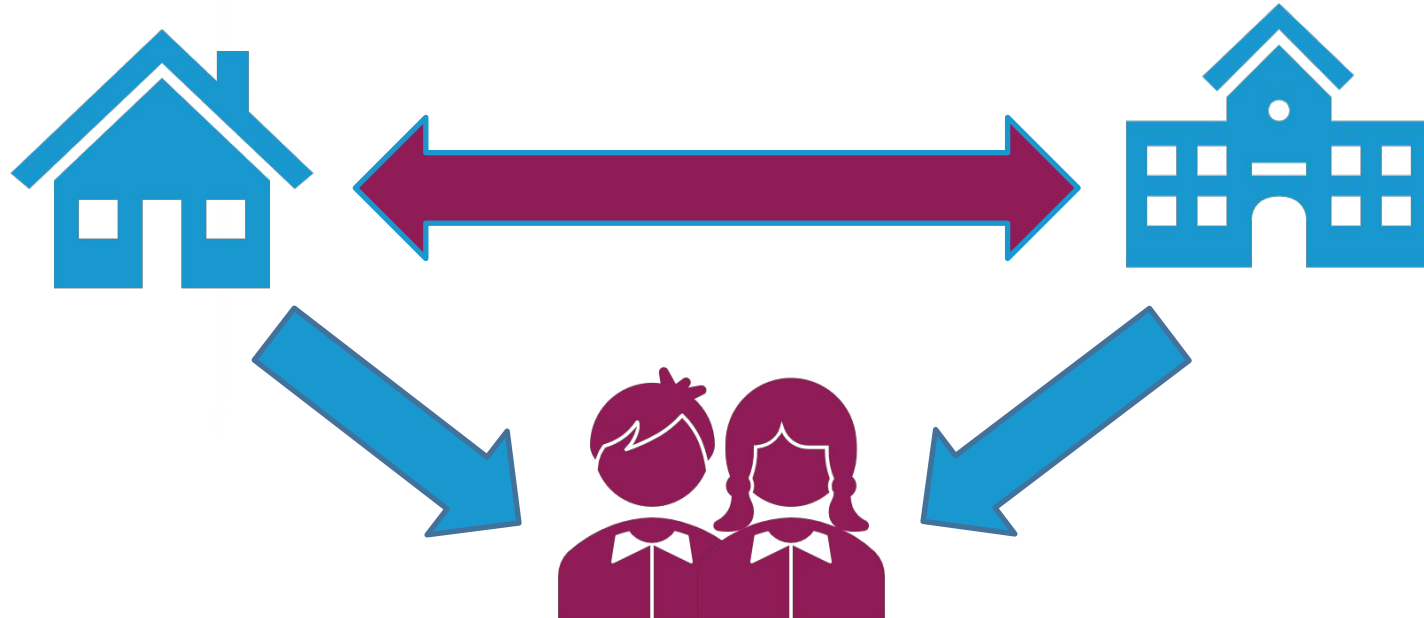


**TALK AND
PRAISE**



Everyone's role in Success

A unified message and good communication between the school and home, provides consistency and routine for your child



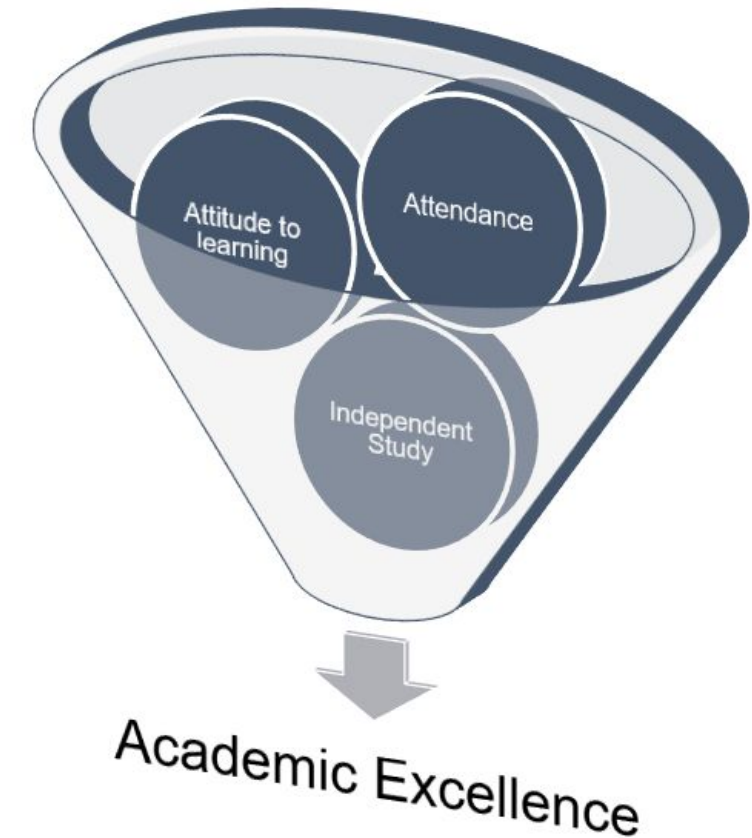
Your support for your child is one of the most impactful ways of raising their achievement

The school will provide high quality lessons, interventions, and extended learning opportunities to give your child all they need to achieve



- **Attendance** – being in the building is the first and biggest influence on your chances of success
- **Attitude to learning** – capturing the knowledge your teachers share in each minute of each lesson will make you confident and ready for exams
- **Independent study** – take charge of your learning!

What changes do you need to make today to improve your chances tomorrow?



Everyone's role in Success

... but ultimately, they are your results. We believe you are capable of excellence. Your parents believe you are capable of excellence. Your determination and resilience will make you capable of excellence.

Your
child

raising their
achievement

provide
opportunities,
and
helping
them

opportunities to give
your child all they need
to achieve



Improving attendance

Completing independent learning

Engaging in every second of lessons

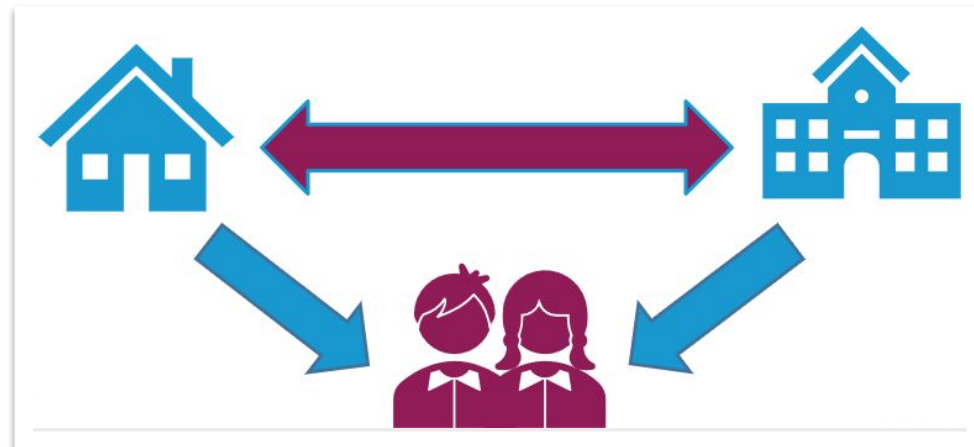
IF NOT
now
WHEN?

Avoiding Conflict


Prioritising YOU

Attending additional support

IF NOT
now
WHEN?




What now...?



- Grab a drink!
- Speak to Heads of Department and subject leads about the courses your child is taking
- Catch a member of leadership for any additional support.



Please spare a minute
to share your views



Mr Taylor
Director of VI Form

**Hellesdon
Sixth Form** 
Your next step



Mrs Rosie Warnock
Careers Advisor
Email: rwarnock9nr2@nsix.org.uk