



JOURNEY TO  
EXCELLENCE

# Year 10 Pre-PPEs Final Checks



---

THERE ARE TWO DAYS IN THE YEAR  
THAT WE CAN NOT DO ANYTHING,  
YESTERDAY AND TOMORROW.

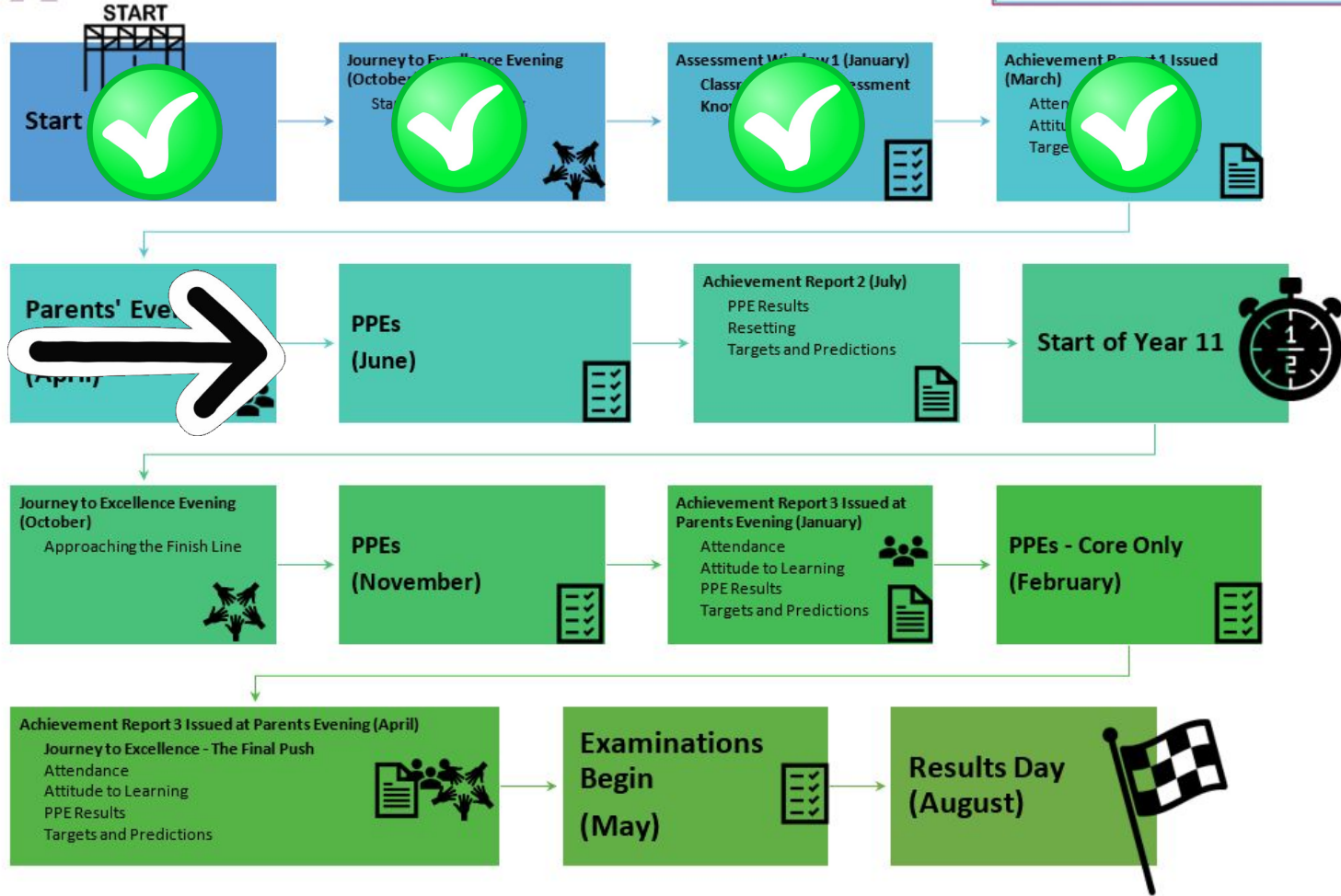
---


MAHATMA GANDHI

[www.theyarethefuture.co.uk](http://www.theyarethefuture.co.uk)



# Journey to Excellence - Overview





1. What have you learnt, understood and remembered from the first year of lessons?
2. Can you show your potential in your assessments?



## Why PPEs Matter to You

- ✓ A chance to test what knowledge you have gained and retained over the last period of learning
- ✓ A chance to evaluate what your current effort and attitude to learning is likely to allow you to achieve
- ✓ A chance to see what support you might want to request
- ✓ A chance to experience exam pressure and how you react to it
- ✓ A chance to build exam management skills (timing, question decoding, etc.)

HELLESDON  
HIGH SCHOOL



## Why PPEs Matter to your teachers

- ✓ An opportunity to evaluate what you might need to re-learn before the real exams
- ✓ An opportunity to evaluate what you are really good at and don't need additional work on
- ✓ An opportunity to identify what your true potential is and how we can help you achieve it
- ✓ An opportunity to identify where you might need additional support in relation to exam management skills and working under pressure.

HELLESDON  
HIGH SCHOOL

For all PPEs, we ask for three things...

A large, faded version of the school's logo and name is centered in the background of the slide.

**Commitment  
Resilience  
Effort**

## Commitment

Prepare for all your examinations by reviewing the knowledge you need to be successful.

## Resilience

Exams are designed to be challenging. Be ready for this and do not give up. Answer the question in front of you with the knowledge available to you.

## Effort

Do your best in all your subjects.

Put simply...



- Additional support and work that isn't needed
  - Loss of time
- Potential additional examinations and assessments
  - Not receiving the support needed to achieve


**Show us your best and we can show you  
how to get better!**



- Know what you are good at
- Know what you need to do to improve
  - Get the support you want and need
    - Achieve your potential!

HELLESDON  
HIGH SCHOOL

# Exam Room PPEs begin **NEXT WEEK**

| Day                | AM Sitting<br>(9.00am Start)                                  | PM Sitting<br>(1.15pm Start)   | Rooming  |
|--------------------|---|--|---|
| Mon 22nd<br>June   | Music PPE   |  | G Block   |
| Tue 23rd<br>June   | Drama PPE   |  | G Block   |
| Weds 24th<br>June  | English Literature Paper 1 - 1hr 45m                          | Biology - Triple 1hr 45m / Combined 1hr 15m  | SH, L1, K5  |
| Thurs 25th<br>June | History Medicine - 1hr 25m (130 students)                     | Construction - 1hr (36 students)<br>Health & Social - 1hr 15m (64 students)<br>Computer Science Paper 1- 1hr 30m (24 students) | SH, L1, K5  |
| Fri 26th<br>June   | Business - 1hr (51 students)<br>Drama - 1hr 45m (19 students) | Media - 1hr 30m (31 students)<br>Music - 1hr 15m (20 students)<br>Hospitality - 1hr 20m (24 students)                          | SH, L1, K5  |

# WEEK 2

|                   |  |   |            |
|-------------------|--|---|------------|
| Mon 29th<br>June  | Chemistry - Triple 1hr 45m / Combined 1hr 15m  | Geography - 1hr 30m (100 students)<br>Film Studies - 1hr 30m (15 students)  | SH, L1, K5 |
| Tues 30th<br>June | Maths - 1hr 30m  | French & Spanish Writing -<br>H = 1hr 15m / F = 1hr 10m<br>(28 students)<br>Sociology 1hr 45m (63 students)                               | SH, L1, K5 |
| Weds 1st<br>July  | English Language Paper 1 - 1hr 45m   | PE - 1hr (58 students)<br>History Elizabethan - 55m (130 students)<br><i>Warm up at end of P. Exam start 1:50pm</i>                       | SH, L1, K5 |
| Thurs 2nd<br>July | Physics - Triple 1hr 45m / Combined 1hr 15m  | French Listening & Reading<br>Spanish Listening & Reading<br>H = 1hr 45m / F = 1hr 20m<br>(28 students)<br>iMedia - 1hr 30m (27 students) | SH, L1, K5 |
| Fri<br>3rd July   | Computer Science Paper 2 - 1hr 30m<br>(24 students)<br>Engineering - 1hr 30m (33 students) | Catch-up  | L1         |



# Changes to the School Day

| Session                          | Time                  | Activity                           | Student Guidance   |
|----------------------------------|-----------------------|------------------------------------|--|
| <b>PRE-EXAM</b>                  | <b>0800</b>           | <b>Informal Revision and Focus</b> | <ul style="list-style-type: none"><li>● Study Space – Check seating and warm-up rooms</li><li>● Focus on the exam in hand</li><li>● Wellbeing support</li></ul>                              |
| <b>MORNING EXAM ARRANGEMENTS</b> | <b>0820</b>           | <b>First Bell</b>                  | <ul style="list-style-type: none"><li>● Place bags into storage</li><li>● Check equipment</li><li>● Head to the warm-ups</li></ul>   |
|                                  | <b>0830</b>           | <b>Warm-ups</b>                    | <ul style="list-style-type: none"><li>● Participate in retrieval activities for key knowledge, led by your subject teachers</li></ul>  |
|                                  | <b>0850</b>           | <b>Exam Room Opening</b>           | <ul style="list-style-type: none"><li>● Listen to your teacher's final messages</li><li>● Depart the warm-up room and make your way calmly to your exam room by the assigned route</li></ul> |
|                                  | <b>0900</b>           | <b>Exam Sitting 1</b>              | <ul style="list-style-type: none"><li>● Find your seat</li><li>● Listen to the invigilator's instructions</li><li>● Do your best!</li></ul>  |
|                                  | <b>1050 (approx.)</b> | <b>End of Exam Sitting 1</b>       | <ul style="list-style-type: none"><li>● Depart the room in silence</li><li>● Collect your bag</li><li>● Return to your timetabled lessons</li></ul>  |
|                                  | <b>1050</b>           | <b>Break</b>                       | <ul style="list-style-type: none"><li>● Get some fresh air</li><li>● Hydrate</li></ul>   |

Before school space to focus, check your seat and revise.

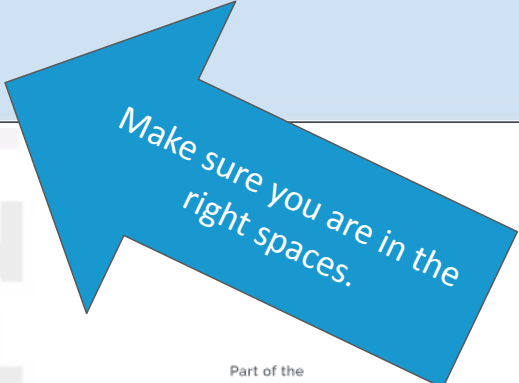
Get the last minute advice from your teachers.

If you have an afternoon exam, you will take your lunch earlier than usual. The canteen will open between 12:30 and 12:45 for you to get food.

|         |      |             |   |
|---------|------|-------------|---|
| MID-DAY | 1110 | Lesson      | <ul style="list-style-type: none"><li>Engage in your normal lesson with exemplary effort</li></ul>  |
|         | 1210 | Early Lunch | <p><b>Study Space, Hall, Quad.</b></p> <ul style="list-style-type: none"><li>Get some fresh air.</li><li>Hydrate, recharge, revise.</li></ul> |

**What happens if you misuse early lunch:**

- Lunch times will be lost in the following week**
- Your PM exam times will be set to start later and finish at 3:55pm**



# Your Exam Day

|                                |                |                       |  |
|--------------------------------|----------------|-----------------------|--|
| AFTERNOON EXAM<br>ARRANGEMENTS | 1250           | Warm-ups              | <ul style="list-style-type: none"><li>● Participate in retrieval activities for key knowledge, led by your subject teachers</li></ul>  |
|                                | 1310           | Exam Room Opening     | <ul style="list-style-type: none"><li>● Listen to your teacher's final messages</li><li>● Depart the warm-up room and make your way calmly to your exam room by the assigned route</li></ul> |
|                                | 1315           | Exam Sitting 2        | <ul style="list-style-type: none"><li>● Find your seat</li><li>● Listen to the invigilator's instructions</li><li>● Do your best!</li></ul>  |
|                                | 1445 (approx.) | End of Exam Sitting 2 | <ul style="list-style-type: none"><li>● Depart the room in silence</li><li>● Collect your bag</li></ul>  |

- **You must remain in your exam for the whole time.**
- **If an exam finishes later than 2.55pm, you will need to get the late bus or arrange another way of getting home.**

Know your room and seat in advance.

## Best Preparation for PPEs

1. **Be early** to everything
2. **Have all your equipment**, every day (even if we provide it)
3. Know the plan for the week - **warm-ups and exams**
4. **Avoid the conflict** - behaviour / uniform / attendance remain unchanged
5. **Sleep and hydrate** - switch off at least an hour before sleeping. Drink lots of water!



## Essential PPE Notices

1. If you are ill, **you must call in immediately.**
2. **You MUST NOT have any writing on your arms/hands** - even if irrelevant to your exam
3. **You MUST hand in your phone** or leave it off in your bag. A switched off mobile phone in your pocket will cost you your exam. Don't risk it.
4. CLASHES: If you take **two exams at the same time**, you will complete the other in the catch up session on the Friday. You will sit the exam listed first on the timetable.

## Essential PPE Notices


1. **Early lunch zones** remain: The hall, Quad or Study Space and A block toilets.
2. Remember:
  - a. **You can't use the toilet during an examination unless you have a toilet card. Make sure you use the toilet before your warm up or before you enter the exam room!**



## Mock Examinations – Pupil Actions

1. Know what mock examinations you have coming up and when
2. Know what knowledge is being tested in your mocks
3. Plan time for revision and recall of key knowledge for each mock
4. Turn up to school punctually, hydrated and having eaten breakfast
5. Check you have the full range of equipment each day
6. Talk to your teachers, head of year and parents about any concerns you have
7. Do your best in each and every mock examination.

HELLESDON  
HIGH SCHOOL



# IN THE EXAM ROOMS...



HELLESDON  
HIGH SCHOOL

# Before you enter the Exam Room...

1. Know your room and seat number
  2. Be calm and prepared
3. Have all the required equipment
  4. Clear bottles of water only
  5. Clear pencil case only

HELLEDON  
HIGH SCHOOL

As you enter the Exam Room...

- Be silent
- Find your seat quickly
- Don't communicate
- Organise your desk
- Visualise your exam paper and what you expect it to look like and contain
- Know what you are going to do in the first few minutes of the exam.



## During the Exam...

- Stay focused
- Stay silent
- Hand up for help
- If you get panicked - watch the clock for 60 seconds, take a deep breath and go again
- *What's the worst that could happen?*





At the end of the exam...

- Stay silent until you have left the room
- Try not to talk or listen too much about how people found the exam...
- Follow instructions about where you need to go promptly.
- Switch your thinking to your next exam.

HELLEDSON  
HIGH SCHOOL

Improving attendance

Completing independent learning

Engaging in every second of lessons

# IF NOT *now* WHEN?

Avoiding Conflict

Prioritising YOU

Attending additional support

HELLESDON  
HIGH SCHOOL

# Making the Most of the Study Space

HELLESDON  
HIGH SCHOOL